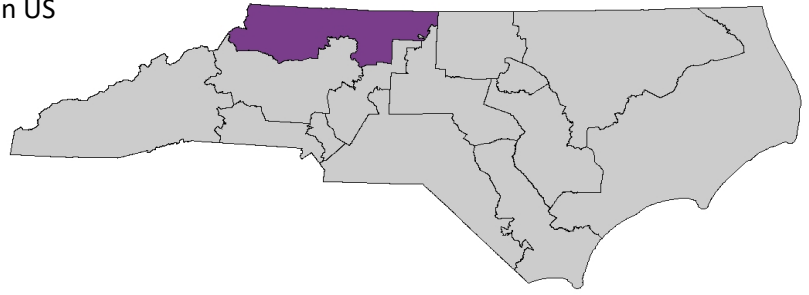


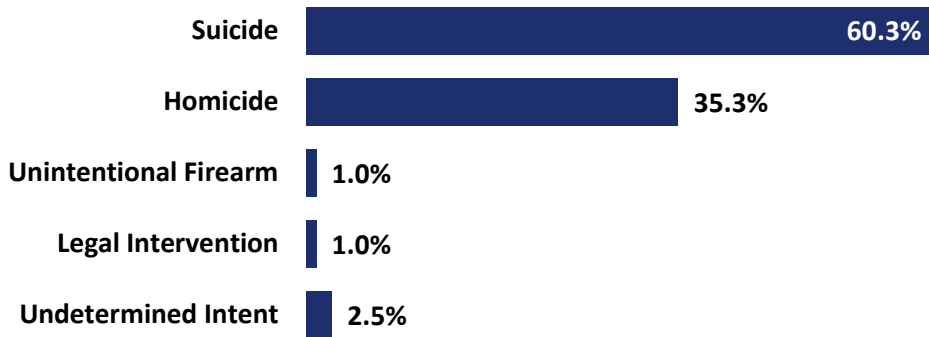
NC Violent Death Reporting System

VIOLENT DEATH IN NORTH CAROLINA: US CONGRESSIONAL DISTRICT 5, 2021

- An estimated 747,139 North Carolina residents reside in US Congressional District 5.
- In 2021, there were 204 violent deaths from injuries sustained by individuals living in US Congressional District 5.
- The majority of decedents were residents of Forsyth (38.7%), Caldwell (13.2%), Stokes (7.4%), and Yadkin (7.4%) counties.



Manner of Death: US Congressional District 5, NC*



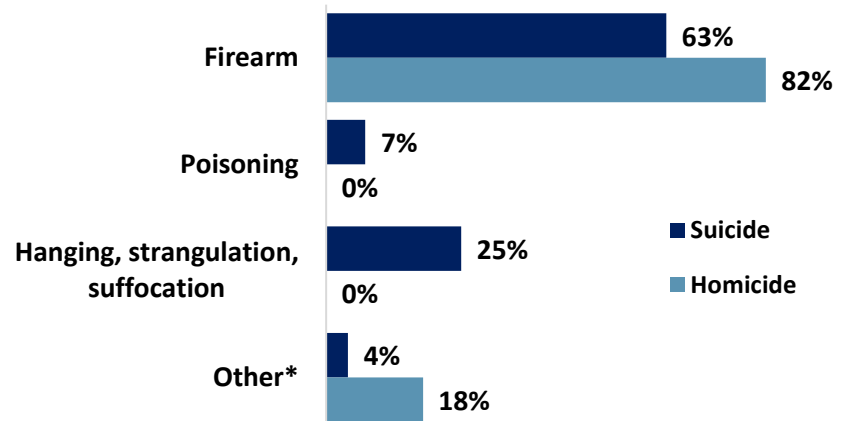
- There were 123 suicides (60.3%), 72 homicides (35.3%), two unintentional firearm deaths (1.0%), two deaths from legal intervention (1.0%) and 5 deaths of undetermined intent (2.5%).

*Based on the residential address of the victim

- Firearms were involved in 63.4% of suicides and 81.9% of homicides.
- Among homicides caused by firearms, 74.6% were caused by handguns, 1.7% were caused by shotguns, and 8.5% were caused by rifles.
- Among suicides caused by firearms, 82.1% were caused by handguns, 7.7% were caused by shotguns, and 9% were caused by rifles.
- The second leading method of death for suicide was hanging, strangulation, or suffocation (25.2%).

Firearms were involved in 70.3% of all homicide and suicide deaths

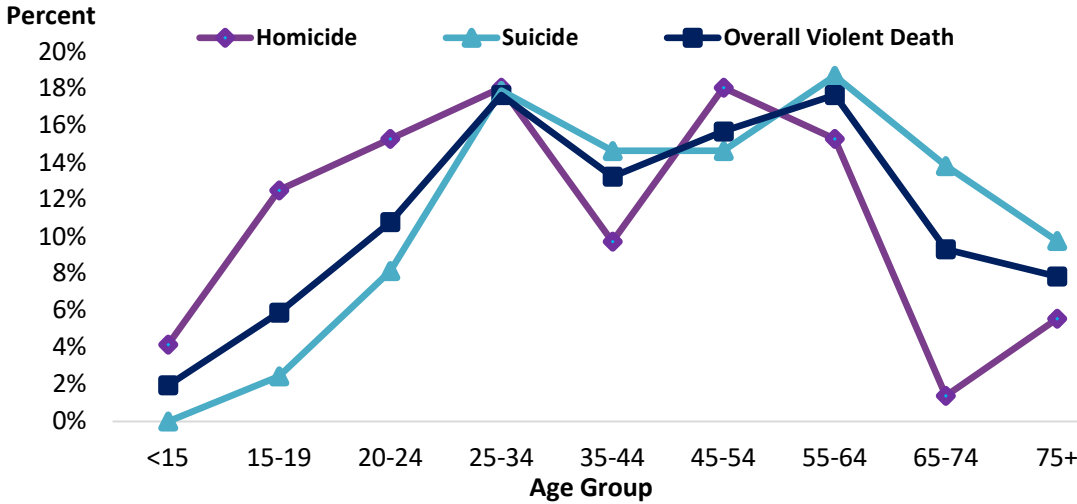
Method of Death: US Congressional District 5, NC*



*Other includes falls, motor vehicle, sharp instrument, fire/burns, unknown and other

The North Carolina Violent Death Reporting System (NC-VDRS) is a CDC-funded statewide surveillance system that collects detailed information on violent deaths that occur in North Carolina, including: homicide, suicide, unintentional firearm deaths, legal intervention and deaths of undetermined intent. NC-VDRS triangulates information from death certificates, medical examiner reports, and law enforcement reports to understand and aid in the prevention of violent deaths. Data reported in this document are based on residential address of the victim and, instead of a rate, the current ratio is reported. This document summarizes fatal injuries from violence that occurred in US Congressional District 5 for the year 2021. Since not all deaths resulting from violence are able to be geocoded, the violent death numbers represented in this fact sheet may be slightly underestimated.

Manner of Death by Age Group: US Congressional District 5, NC*

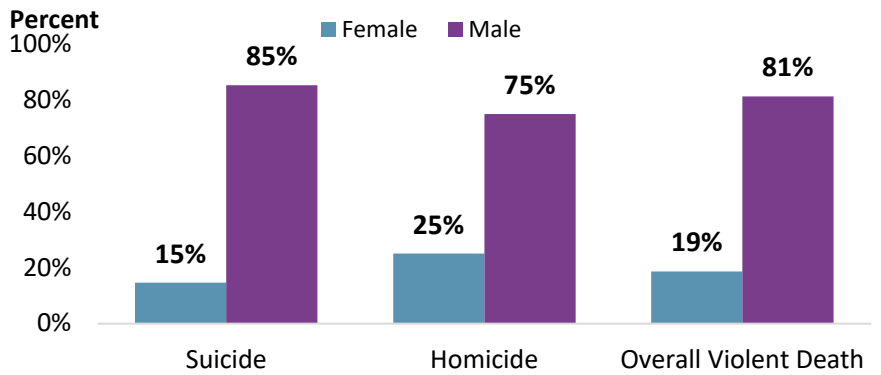


- Suicides and homicides displayed different age patterns.
- Percentage of total homicides peaked among those 25-34 with 18.1% of total homicides, where percent of total suicides peaked among those 55-64 with 18.7% of total suicides.
- Percentage of overall violent deaths peaked among those 25-34 at 17.6% of total violent deaths.

*Age group percents are taken of total homicide, total suicide and total overall violent deaths

Males consistently have higher proportions of violent deaths than females

Manner of Death by Sex: US Congressional District 5, NC*

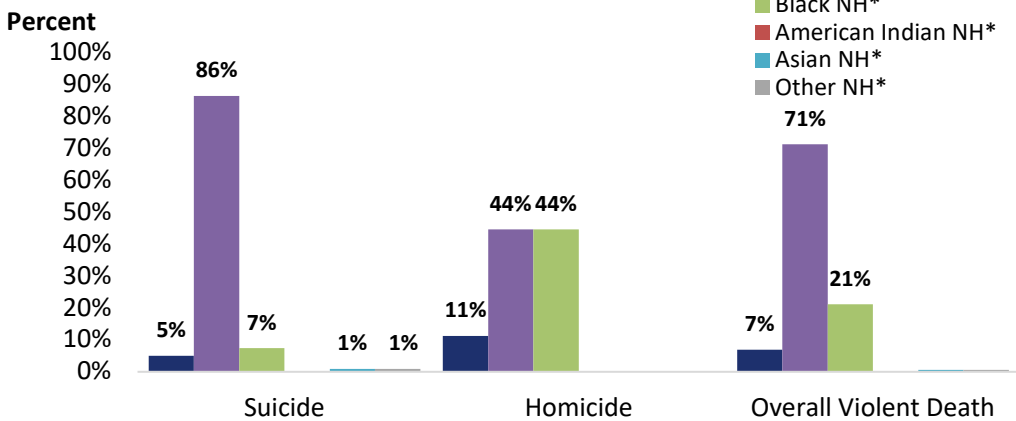


- The majority of suicide and homicide victims were male. There were 105 male suicide victims and 54 male homicide victims, which accounted for 85.4% and 75.0% of victims respectively.

- There were 18 female suicide victims and 18 female homicide victims, which accounted for 14.6% and 25.0% of victims respectively.

Uneven distributions are seen among race and manner of death

Manner of Death by Race: US Congressional District 5, NC*



- Patterns of suicide and homicide differed by race. 86.2% of suicide victims were Non-Hispanic (NH) whites while only 7.3% were NH black.
- In contrast, 44.4% of homicide victims were NH blacks, and 44.4% were NH whites.
- Overall, there were 14 (6.9%) Hispanic, 145 (71.1%) NH white, 43 (21.1%) NH black, 0 (0.0%) NH American Indian, and 1 (0.5%) NH Asian victims.

*Non-Hispanic

The North Carolina Violent Death Reporting System is supported by Cooperative Agreement 5NU17/CE002613-05-00 from the Centers for Disease Control and Prevention (CDC).



NC DEPARTMENT OF HEALTH AND HUMAN SERVICES
Division of Public Health
Injury and Violence Prevention Branch



NC Division of Public Health / www.publichealth.nc.gov / Injury Epidemiology & Surveillance Unit/ 919-707-5425
NC Violent Death Reporting System / 919-707-5432

State of North Carolina / Department of Health and Human Services / www.ncdhhs.gov
NCDHHS is an equal opportunity employer and provider. 2021 FINAL DATA 8/14/2023

Please see the NC-VDRS 2021 Annual Report for additional data and technical information.