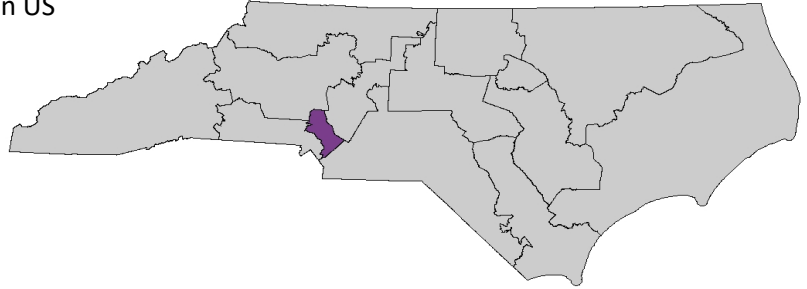


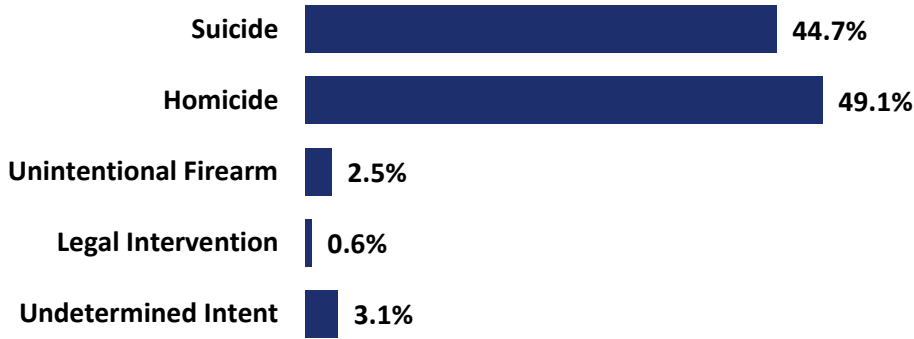
NC Violent Death Reporting System

VIOLENT DEATH IN NORTH CAROLINA: US CONGRESSIONAL DISTRICT 12, 2021

- An estimated 747,139 North Carolina residents reside in US Congressional District 12.
- In 2021, there were 161 violent deaths from injuries sustained by individuals living in US Congressional District 12.
- The majority of decedents were residents of Mecklenburg (82.6%) and Cabarrus (17.4%) counties.



Manner of Death: US Congressional District 12, NC*

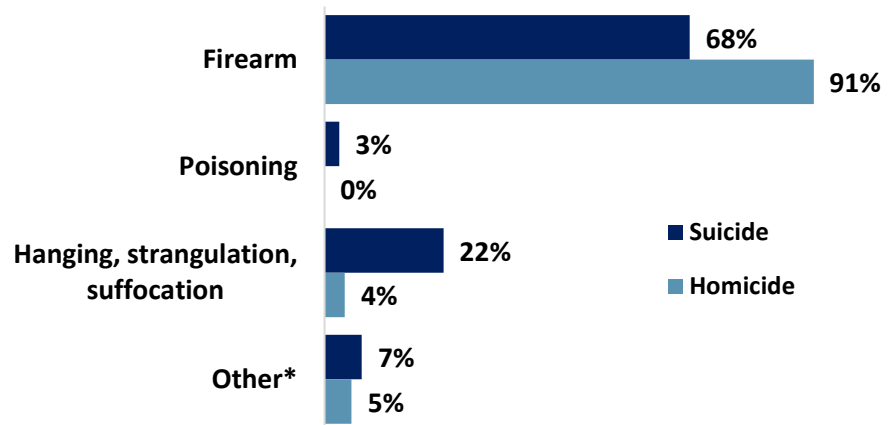


- There were 72 suicides (44.7%), 79 homicides (49.1%), four unintentional firearm deaths (2.5%), one death from legal intervention (0.6%) and 5 deaths of undetermined intent (3.1%).

*Based on the residential address of the victim

Firearms were involved in 80.1% of all homicide and suicide deaths

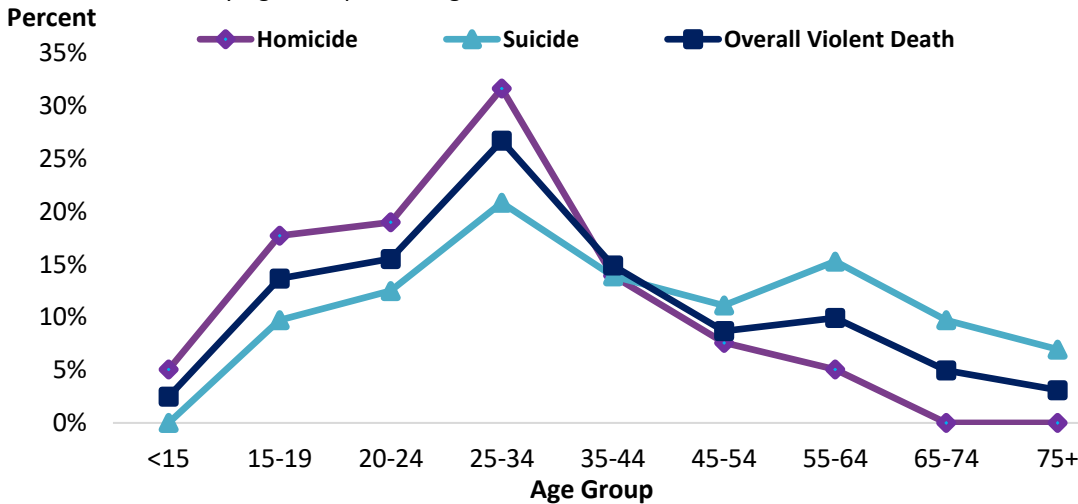
Method of Death: US Congressional District 12, NC*



*Other includes falls, motor vehicle, sharp instrument, fire/burns, unknown and other

- Firearms were involved in 68.1% of suicides and 91.1% of homicides.
- Among homicides caused by firearms, 73.6% were caused by handguns, 1.4% were caused by shotguns, and 8.3% were caused by rifles.
- Among suicides caused by firearms, 85.7% were caused by handguns, 8.2% were caused by shotguns, and 6.1% were caused by rifles.
- The second leading method of death for suicide was hanging, strangulation, or suffocation (22.2%).

Manner of Death by Age Group: US Congressional District 12, NC*



- Suicides and homicides displayed different age patterns.

- However, both homicides and suicides peaked among those 25-34 with 31.6% of total homicides and 20.8% total suicides.

- Percentage of overall violent deaths peaked among those 25-34 at 26.7% of total violent deaths.

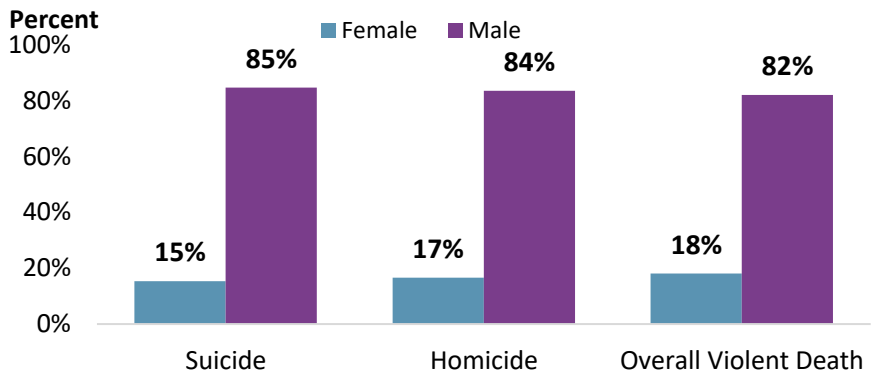
*Age group percents are taken of total homicide, total suicide and total overall violent deaths

- The majority of suicide and homicide victims were male. There were 61 male suicide victims and 66 male homicide victims, which accounted for 84.7% and 83.5% of victims respectively.

- There were 11 female suicide victims and 13 female homicide victims, which accounted for 15.3% and 16.5% of victims respectively.

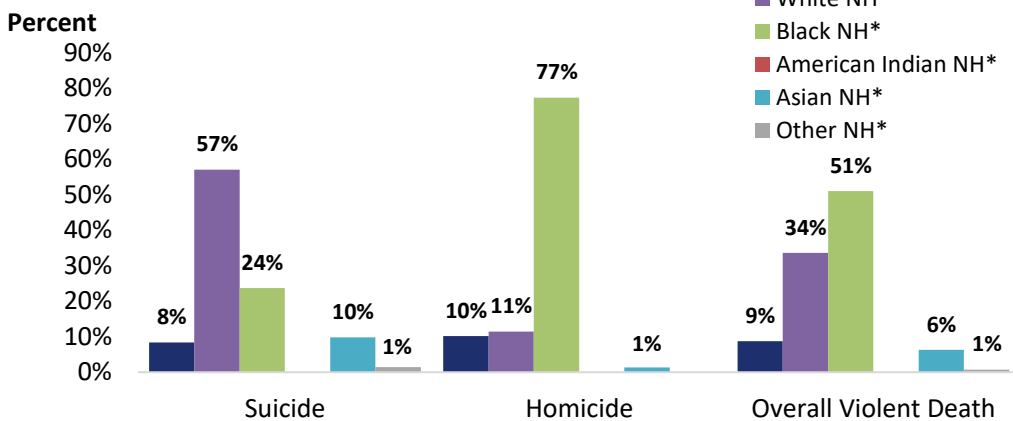
Males consistently have higher proportions of violent deaths than females

Manner of Death by Sex: US Congressional District 12, NC*



Uneven distributions are seen among race and manner of death

Manner of Death by Race: US Congressional District 12, NC*




- Patterns of suicide and homicide differed by race. 56.9% of suicide victims were Non-Hispanic (NH) whites while only 23.6% were NH black.

- In contrast, 77.2% of homicide victims were NH blacks, and 11.4% were NH whites.

- Overall, there were 14 (8.7%) Hispanic, 54 (33.5%) NH white, 82 (50.9%) NH black, 0 (0.0%) NH American Indian, and 10 (6.2%) NH Asian victims.

*Non-Hispanic

The North Carolina Violent Death Reporting System is supported by Cooperative Agreement 5NU17/CE002613-05-00 from the Centers for Disease Control and Prevention (CDC).



NC DEPARTMENT OF HEALTH AND HUMAN SERVICES
Division of Public Health
Injury and Violence Prevention Branch



NC Division of Public Health / www.publichealth.nc.gov / Injury Epidemiology & Surveillance Unit/ 919-707-5425
NC Violent Death Reporting System / 919-707-5432
State of North Carolina / Department of Health and Human Services / www.ncdhhs.gov
NCDHHS is an equal opportunity employer and provider. 2021 FINAL DATA 8/14/2023
Please see the NC-VDRS 2021 Annual Report for additional data and technical information.