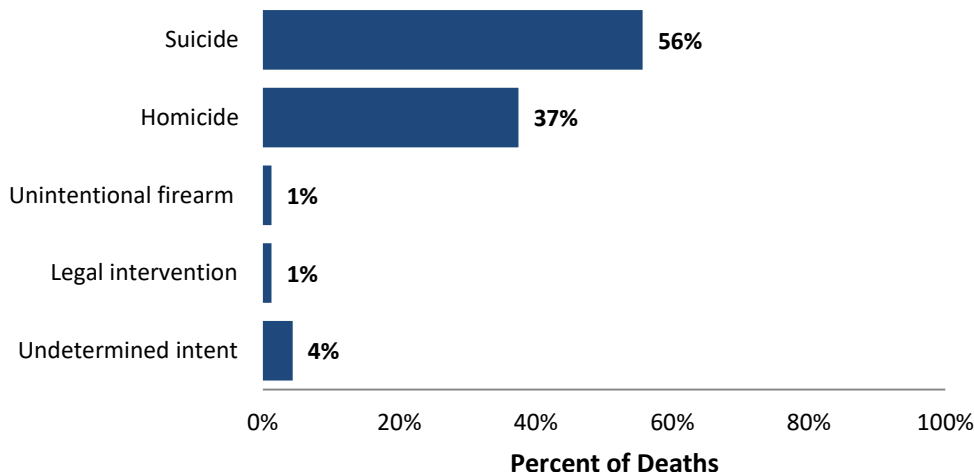


NC Violent Death Reporting System

VIOLENT DEATHS IN NORTH CAROLINA, 2021

The North Carolina Violent Death Reporting System (NC-VDRS) is a CDC-funded statewide surveillance system that collects detailed information on violent deaths that occur in North Carolina including: homicide, suicide, unintentional firearm deaths, legal intervention, and deaths of undetermined intent. NC-VDRS triangulates information from death certificates, medical examiner reports, and law enforcement reports to understand and aid in the prevention of violent deaths. For more information, please visit <https://www.injuryfreenc.ncdhhs.gov/About/ncVDRS.htm>.

Manner of Death: NC-VDRS, 2021

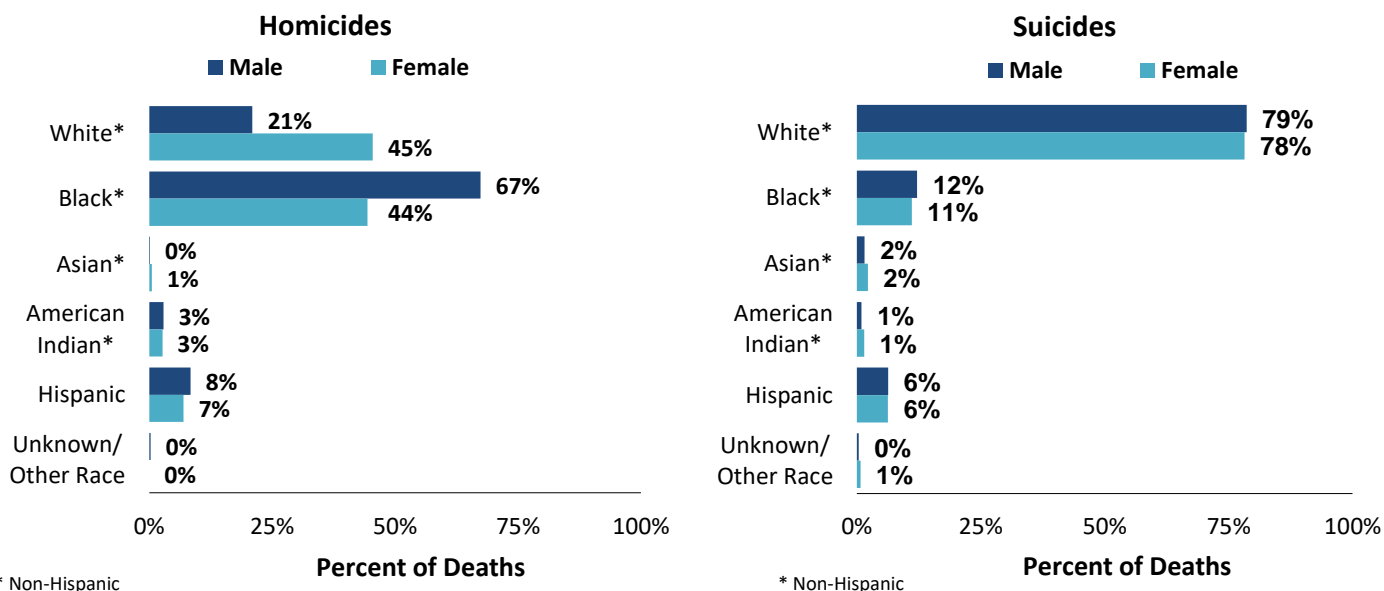


- In 2021, 2,537 North Carolina residents died by violence.

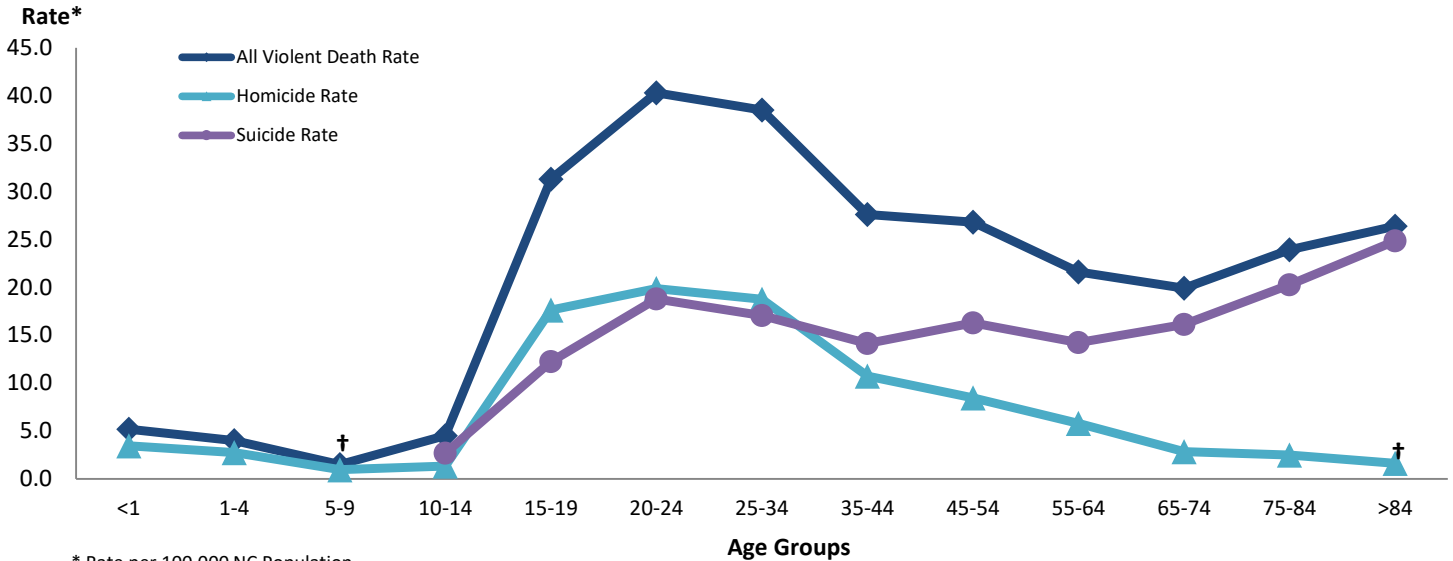
- There were 1,412 suicides (55.7%), 950 homicides (37.4%), 32 deaths from legal interventions (1.3%), 32 unintentional firearm deaths (1.3%), and 111 deaths of undetermined intent (4.4%) in 2021.

- The majority of suicide and homicide victims were male. Males accounted for 80.8% of suicide victims and 80.3% of homicide victims.
- Patterns of suicides and homicides differed by race. Most suicide victims were non-Hispanic (NH) white residents (78.5%), while 12.0% were NH Black residents.
- In contrast, 62.8% of homicide victims were NH Black residents, and 25.8% were NH white residents.

Violent Deaths by Sex and Race: NC-VDRS, 2021



Violent Death Rates by Age Group : NC-VDRS, 2021*



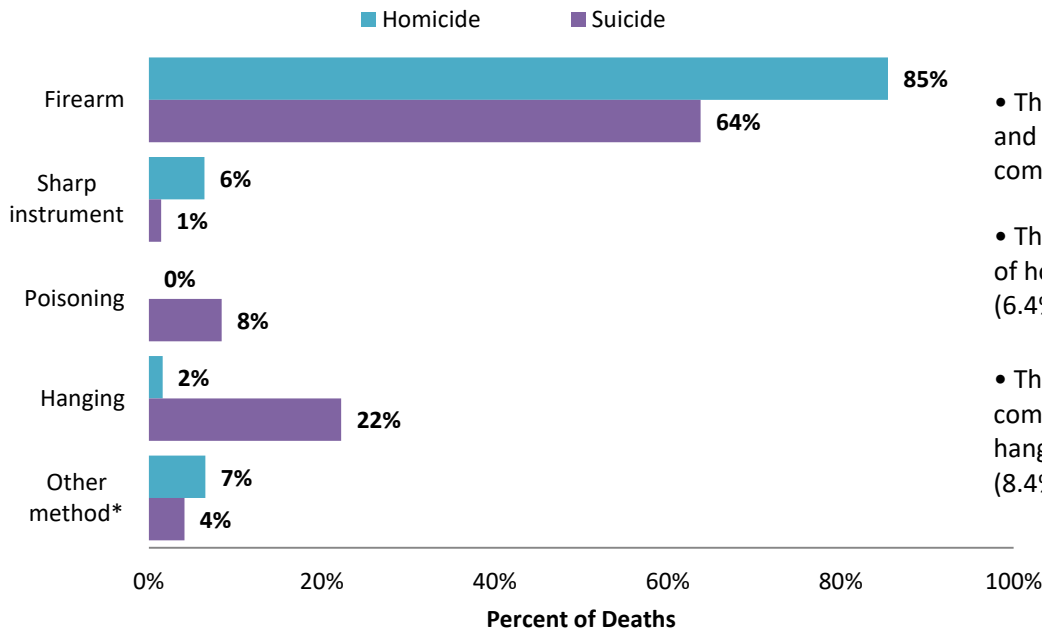
* Rate per 100,000 NC Population

† Indicates fewer than 5 deaths; rates based on fewer than 5 deaths are considered unstable and should not be used.

Note: Lines may appear broken due to rate suppression. Suicide data limited to ages 10 and older

- Suicide rates rose steadily from 10 to 54 years of age. Suicide rates peaked among those ages 85 and older.
- Homicide rates peaked in the 20 to 24 year age group.
- Suicide and homicide rates displayed different patterns by age.

Method of Death: NC-VDRS, 2021



• The majority of homicides (85.5%) and suicides (63.8%) were committed using firearms.

• The second most common method of homicide was sharp instruments (6.4%).

• The second and third most common methods of suicide were hanging (22.2%) and poisoning (8.4%).

*Other includes fire/burns, unarmed assault, blunt trauma, falls, and other methods of death.

The North Carolina Violent Death Reporting System is supported by Cooperative Agreement 5 NU17CE924955-02-00 from the Centers for Disease Control and Prevention (CDC).

NC Division of Public Health / www.publichealth.nc.gov / Injury Epidemiology & Surveillance Unit/ 919-707-5425

NC Violent Death Reporting System / 919-707-5432

State of North Carolina / Department of Health and Human Services / www.ncdhhs.gov

NCDHHS is an equal opportunity employer and provider.

2021 FINAL DATA 08/14/2023

Please see the NC-VDRS Annual Report for additional data and technical information:

<https://www.injuryfreenc.ncdhhs.gov/DataSurveillance/ViolentDeathData.htm>



NC DEPARTMENT OF
**HEALTH AND
HUMAN SERVICES**
Division of Public Health
Injury and Violence Prevention Branch

NORTH CAROLINA VIOLENT DEATH
NC VDRS
REPORTING SYSTEM