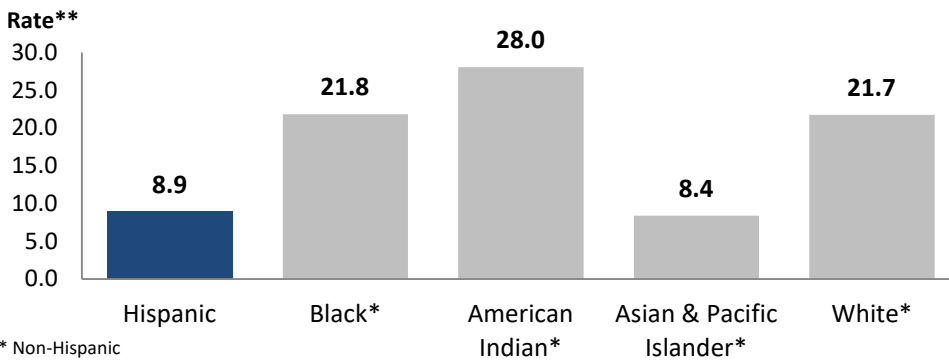


# NC Violent Death Reporting System

## VIOLENT DEATHS AMONG HISPANIC RESIDENTS IN NORTH CAROLINA: 2010-2019

The North Carolina Violent Death Reporting System (NC-VDRS) is a CDC-funded statewide surveillance system that collects detailed information on violent deaths that occur in North Carolina including: homicide, suicide, unintentional firearm deaths, legal intervention, and deaths of undetermined intent. NC-VDRS triangulates information from death certificates, medical examiner reports, and law enforcement reports to understand and aid in the prevention of violent deaths. For more information, please visit <https://www.injuryfreenc.ncdhhs.gov/About/ncVDRS.htm>.

### Violent Death Rate by Race/Ethnicity: NC-VDRS, 2010-2019



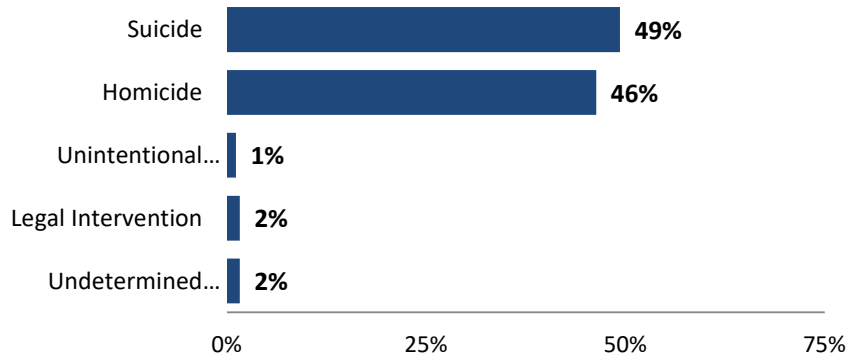
\* Non-Hispanic  
\*\* Rate per 100,000 population

- For the year 2019, there were 1,025,830 Hispanic residents living in North Carolina, accounting for 9.8 percent of the state's population.

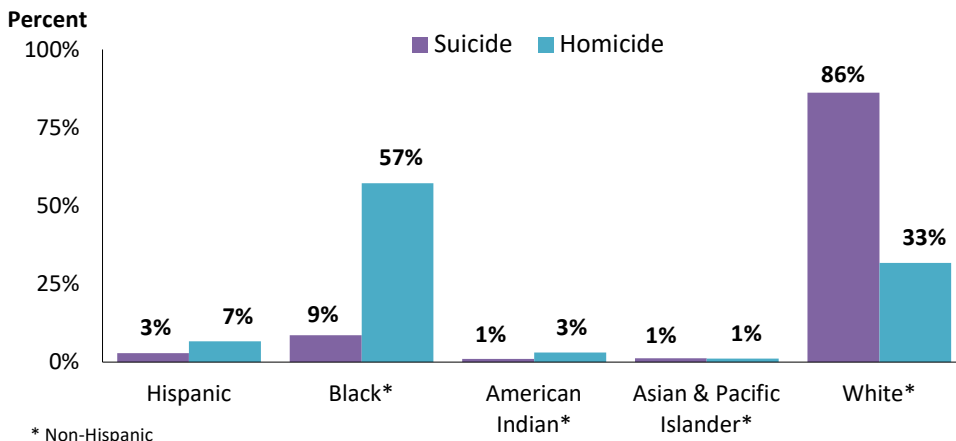
- Hispanic victims had the second lowest rate of violent death by race in North Carolina (8.9 per 100,000 population) from 2010 to 2019.

- From 2010 to 2019, 809 Hispanic residents in North Carolina died by violence.
- There were 375 homicides (46.4%), 399 suicides (49.3%), 9 unintentional firearm deaths (1.1%), 13 deaths due to legal interventions (1.6%), and 13 deaths of undetermined intent (1.6%) among Hispanic residents.
- Male Hispanic residents were more likely to die by violence than females from 2010 to 2019 (81.3% versus 18.7%).

### Manner of Death Among Hispanic Victims: NC-VDRS 2010-2019



### Manner of Death by Race/Ethnicity: NC-VDRS, 2010-2019

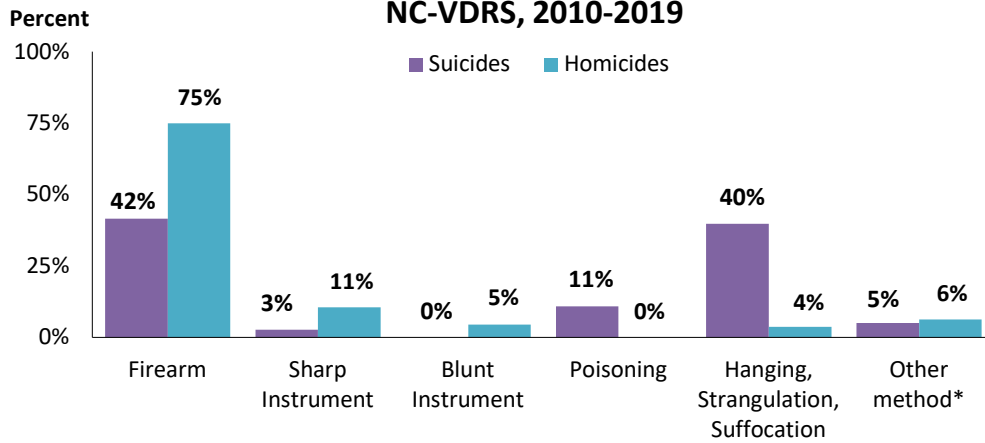


\* Non-Hispanic

- Hispanic victims accounted for 6.7% of all homicides and 2.8% of all suicides, across all racial groups in North Carolina from 2010 to 2019.

- In contrast, NH Black victims accounted for 57.2% of all homicides and NH white victims accounted for 86.2% of all suicides, across all racial groups in North Carolina from 2010 to 2019.

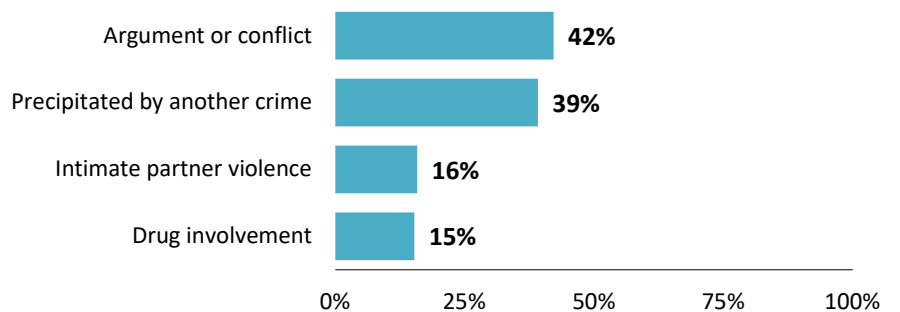
## Method of Death Among Hispanic Victims: NC-VDRS, 2010-2019



- The majority of homicides (74.9%) and suicides (41.6%) among Hispanic victims involved firearms.
  - The second most common method of homicide was sharp instruments (10.5%).
  - The second most common method of suicide was hanging, strangulation or suffocation (39.7%).
- \*Other includes fire/burns, falls, intentional neglect, person weapons and other methods

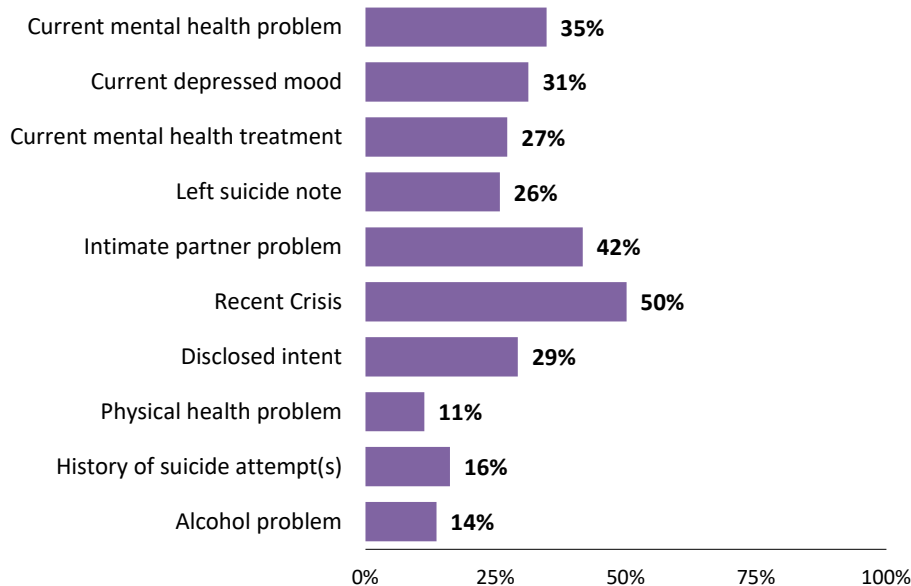
- Of all homicides among Hispanic victims with known circumstance information, almost half (42.2%) involved an argument or conflict.
- Another serious crime (e.g., robbery, burglary) precipitated 39.2% of homicides among Hispanics.
- Of these homicide victims, 15.3% involved intimate partner violence.

## Homicide Circumstances\* Among Hispanic Victims: NC-VDRS, 2010-2019



\* Ninety percent (90.2%) of homicide cases had circumstance information.

## Suicide Circumstances\* Among Hispanic Victims: NC-VDRS, 2010-2019



\* Ninety-two percent (92.0%) of suicide cases had circumstance information.

- Among Hispanic suicide victims with known circumstance information, 50.1% experienced a recent crisis.
- One-third (34.8%) of victims were characterized as having a current mental health problem and 31.3% were characterized as being depressed at the time of suicide.
- Twenty-six percent (25.8%) of Hispanic suicide victims left a suicide note and 29.3% disclosed their suicide intent.
- Forty-two percent (41.7%) of Hispanic suicide victims experienced a recent problem with an intimate partner.

The North Carolina Violent Death Reporting System is supported by Cooperative Agreement 5NU17/CE002613-05-00 from the Centers for Disease Control and Prevention (CDC).

N.C. Division of Public Health / [www.publichealth.nc.gov](http://www.publichealth.nc.gov) / Injury Epidemiology & Surveillance Unit/ 919-707-5425

N.C. Violent Death Reporting System / 919-707-5432


State of North Carolina / Department of Health and Human Services / [www.ncdhhs.gov](http://www.ncdhhs.gov)

N.C. DHHS is an equal opportunity employer and provider.

2019 FINAL DATA 8/16/21

Please see the NC-VDRS 2018 Annual Report for additional data and technical information:

<https://www.injuryfreenc.ncdhhs.gov/DataSurveillance/ViolentDeathData.htm>



NC DEPARTMENT OF  
**HEALTH AND  
HUMAN SERVICES**  
Division of Public Health

