

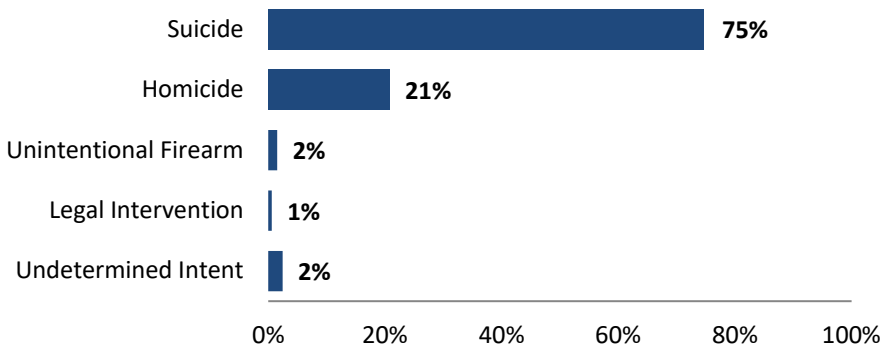
NC Violent Death Reporting System

VIOLENT DEATH IN NORTH CAROLINA: CABBARUS COUNTY INCIDENTS, 2011-2020

The North Carolina Violent Death Reporting System (NC-VDRS) is a CDC-funded statewide surveillance system that collects detailed information on violent deaths that occur in North Carolina, including: homicide, suicide, unintentional firearm deaths, legal intervention, and deaths of undetermined intent. NC-VDRS triangulates information from death certificates, medical examiner reports, and law enforcement reports to understand and aid in the prevention of violent deaths. Data reported in this document are based on the county where the death occurred rather than county of residence¹. For more information, please visit <https://www.injuryfreenc.ncdhhs.gov/About/ncVDRS.htm>.

¹The occurrent ratio is used instead of the rate. This statistic is derived from the total number of violent deaths resulting from injuries in a specified geographic region divided by the number of residents in the region.

Manner of Death: Cabbarus County, NC: NC-VDRS, 2011-2020*



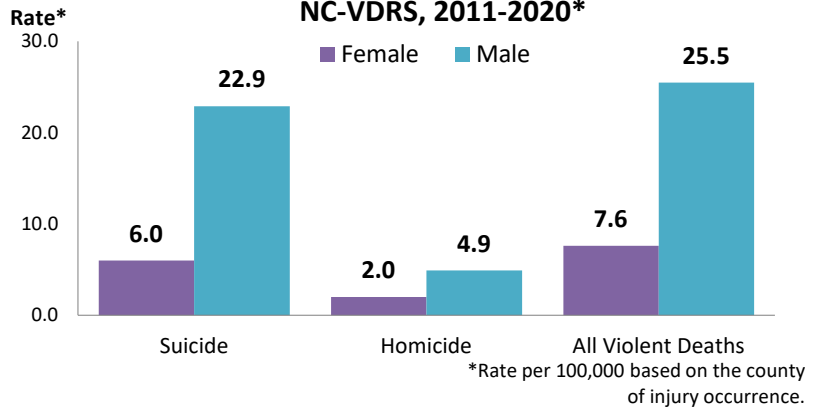
- For the years 2011-2020, there were 327 violent deaths from injuries sustained in Cabbarus County. Of these 327 deaths, 309 were NC residents (94.5%) and 288 were Cabbarus County residents (88.1%).

- There were 244 suicides (74.6%), 68 homicides (20.8%), five unintentional firearm deaths (1.5%), two deaths from legal intervention (0.6%), and eight deaths of undetermined intent (2.4%).

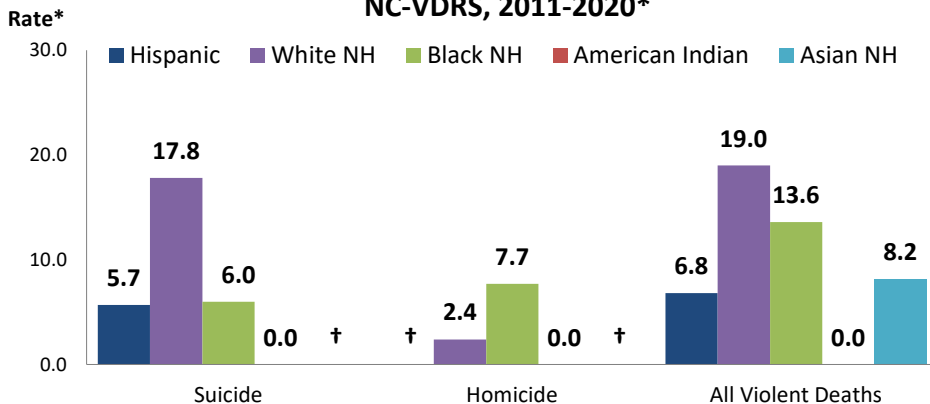
*Based on the county of injury occurrence.

- In Cabbarus County, the suicide ratio was 3.8 times higher in males than in females, and the homicide ratio was 2.5 times higher in males than in females.

Manner of Death by Sex: Cabbarus County, NC: NC-VDRS, 2011-2020*



Manner of Death by Race/Ethnicity: Cabbarus County, NC: NC-VDRS, 2011-2020*



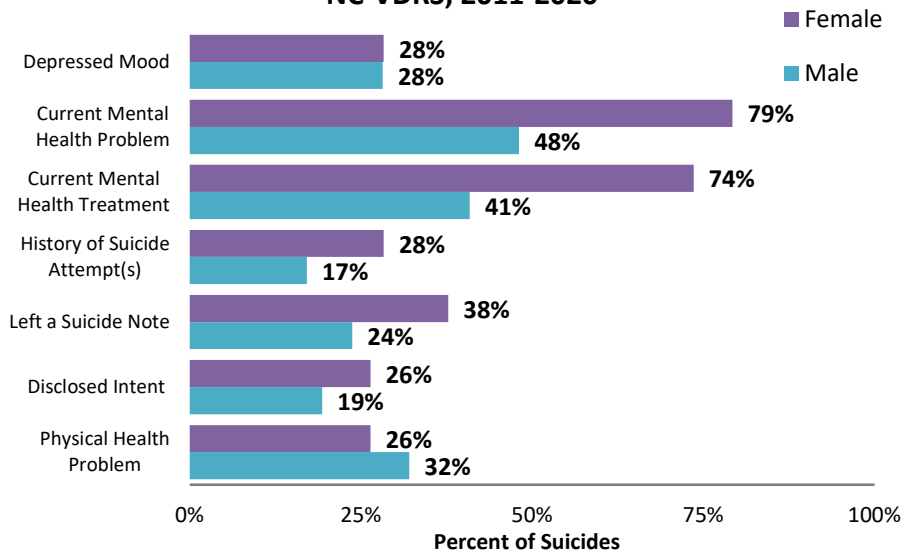
- The suicide rate was highest among non-Hispanic (NH) white victims (17.8 suicides per 100,000 population) followed by NH Black victims (6.0 per 100,000).

- In contrast, the homicide rate was highest among NH Black victims (7.7 per 100,000) followed by NH white victims (2.4 per 100,000 population).

*Rate per 100,000 based on the county of injury occurrence. † Rate suppressed, 1-4 deaths. Chart excludes one death of unknown or other race/ethnicity.

- Suicides and homicides displayed dissimilar age patterns. Homicide rates peaked among those aged 20-24 with 8.8 homicides per 100,000, while suicide rates peaked among those aged 85 and older with 28.1 suicides per 100,000.
- Over three quarters of homicides (80.9%) and more than half of suicides (58.6%) involved firearms.
- Suspicion of intoxication was reported in 16.2% of homicides and in 20.9% of suicides.
- For homicide incidents where one or more suspects were identified, the relationship of the victim to the suspect was known (current or former spouse/boyfriend/girlfriend, family, friend or acquaintance) more frequently for female (80.0%) than for male (56.3%) victims.

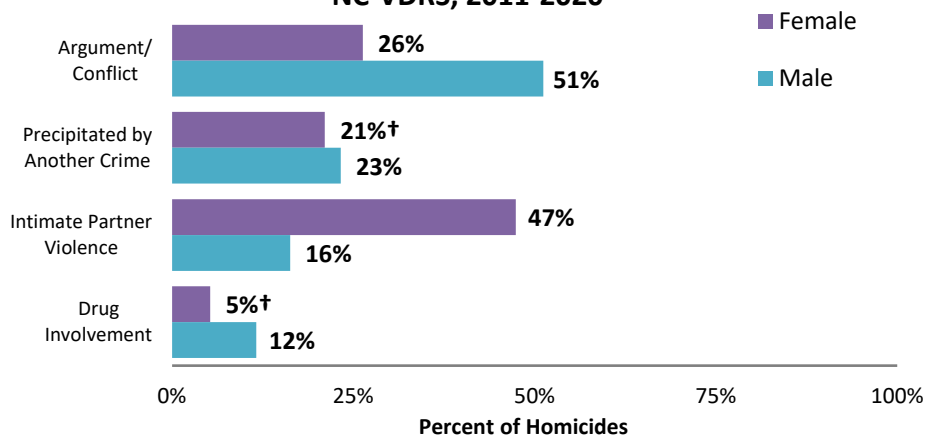
Circumstances of Suicides: Cabbarus County, NC: NC-VDRS, 2011-2020*



- Twenty-eight percent (28.2%) of male and 28.3% of female Cabbarus County suicide victims with circumstance information were characterized as being currently depressed when they died by suicide.
- Seventy-nine percent (79.3%) of female and 48.1% of male suicide victims were characterized as having a current mental health problem.
- Females (28.3%) were more likely to have attempted suicide in the past as compared to males (17.1%).

*Based on the county of injury occurrence, 95.9% of cases had circumstance information. Zero females and 10 males were missing circumstance information.

Circumstances of Homicides: Cabbarus County, NC: NC-VDRS, 2011-2020*



- Arguments or conflicts were more likely to be a contributing factor for male homicides (51.2%) than for female homicides (26.3%).
- Twenty-one percent (21.1%) of female homicides and 23.3% of male homicides were precipitated by another crime such as robbery, burglary, or drug trafficking.
- Intimate partner violence was a contributing factor in 47.4% of female homicides, but only 16.3% of male homicides.

*Based on the county of injury occurrence, 91.2% of cases had circumstance information. One female and five males were missing circumstance information.

† There were fewer than 5 deaths

The North Carolina Violent Death Reporting System is supported by Cooperative Agreement 5 NU17CE924955-02-00 with Centers for Disease Control and Prevention (CDC).


NC Division of Public Health / www.publichealth.nc.gov / Injury Epidemiology & Surveillance Unit/ 919-707-5425

NC Violent Death Reporting System / 919-707-5432

State of North Carolina / Department of Health and Human Services / www.ncdhhs.gov

NC DHHS is an equal opportunity employer and provider.

2020 FINAL DATA 6/20/2022



NC DEPARTMENT OF
**HEALTH AND
HUMAN SERVICES**
Division of Public Health



Please see the NC-VDRS 2020 Annual Report for additional data and technical information.