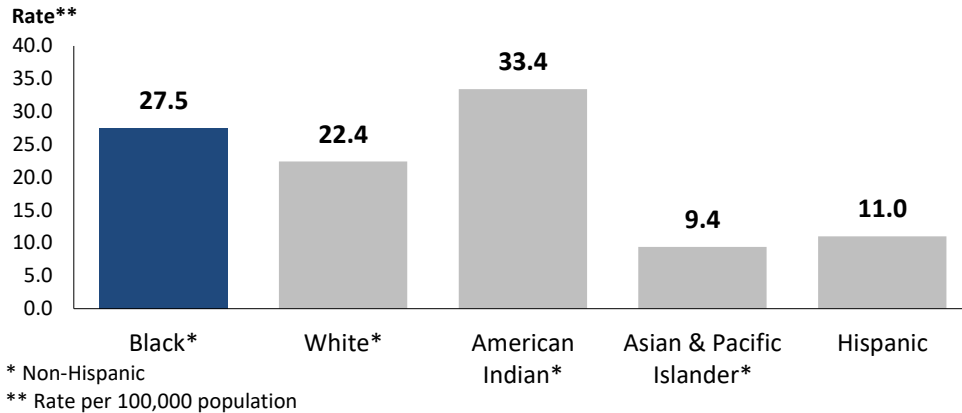


NC Violent Death Reporting System

VIOLENT DEATHS AMONG NON-HISPANIC AFRICAN AMERICAN RESIDENTS IN NORTH CAROLINA: 2013-2022

The North Carolina Violent Death Reporting System (NC-VDRS) is a CDC-funded statewide surveillance system that collects detailed information on violent deaths that occur in North Carolina including: homicide, suicide, unintentional firearm deaths, legal intervention, and deaths of undetermined intent. NC-VDRS triangulates information from death certificates, medical examiner reports, and law enforcement reports to understand and aid in the prevention of violent deaths. For more information, please visit <https://www.injuryfreenc.ncdhhs.gov/About/ncVDRS.htm>.

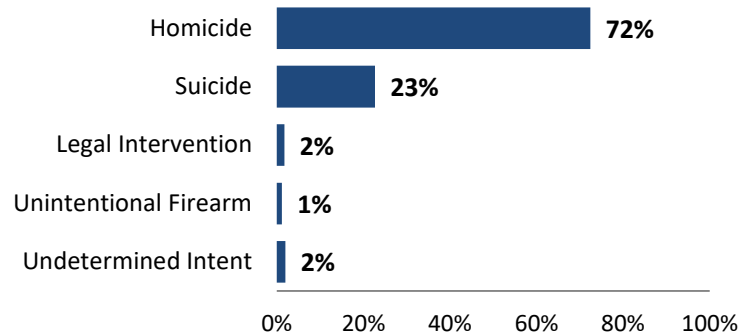
Violent Death Rates by Race/Ethnicity: NC-VDRS, 2013-2022



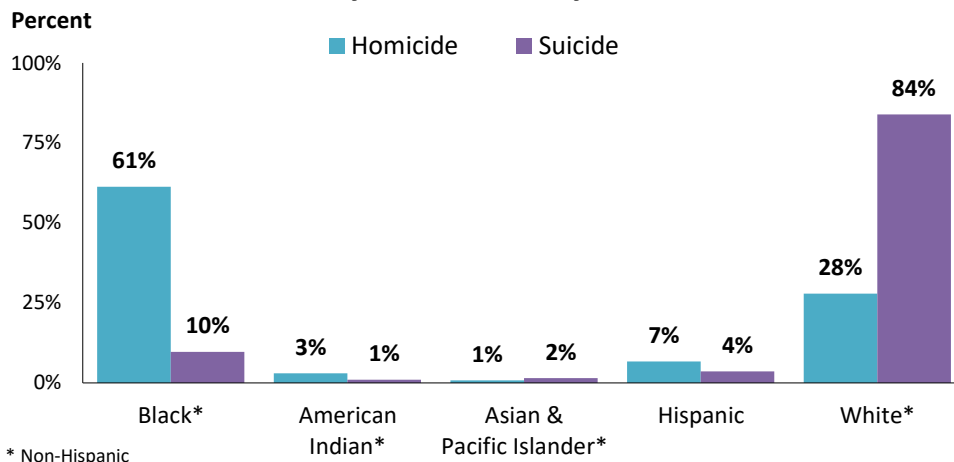
- For the year 2022, there were 2,267,145 non-Hispanic (NH) African American residents living in North Carolina, accounting for 21.8% of the state's population.
- NH African American victims had the second highest rate of violent death by race/ethnicity in North Carolina for the years 2013-2022 (27.5 per 100,000 population).

- From 2013-2022, 6,038 NH African American residents in North Carolina died by violence.
- There were 4,372 homicides (72.4%), 1,369 suicides (22.7%), 73 unintentional firearm deaths (1.2%), 105 deaths due to legal interventions (1.7%), and 119 deaths of undetermined intent (2.0%) among NH African American residents.
- Male NH African American residents were more likely to die by violence than females from 2013 to 2022 (83.9% versus 16.1%).

Manner of Death Among NH African American Victims: NC-VDRS, 2013-2022

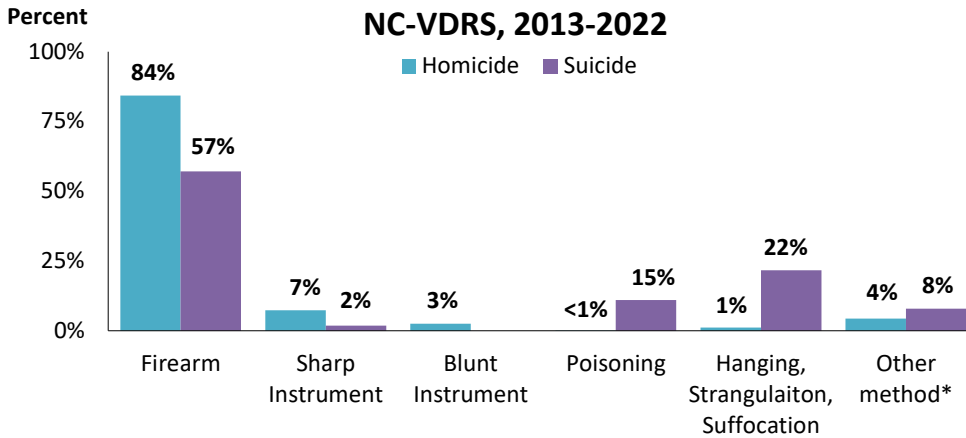


Manner of Death by Race/Ethnicity: NC-VDRS, 2013-2022



- NH African American victims accounted for 61.4% of all homicides and 9.8% of all suicides, across all racial groups in North Carolina from 2013 to 2022.
- In contrast, NH White victims accounted for 84.0% of all suicides and 27.9% of all homicides, across all racial groups in North Carolina from 2013 to 2022.

Method of Death Among NH African American Victims: NC-VDRS, 2013-2022

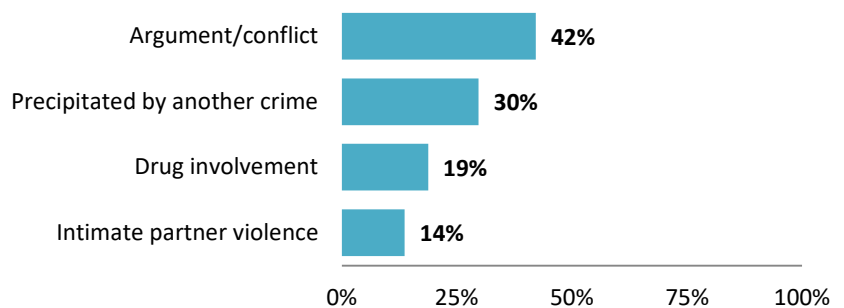


- The majority of homicides (84.4%) and suicides (57.2%) among NH African American victims involved firearms.
- The second most common method of homicide was sharp instruments (7.4%).
- The second most common method of suicide was hanging, strangulation or suffocation (21.8%).

*Other includes fire/burns, falls, intentional neglect, personal weapons and other methods.

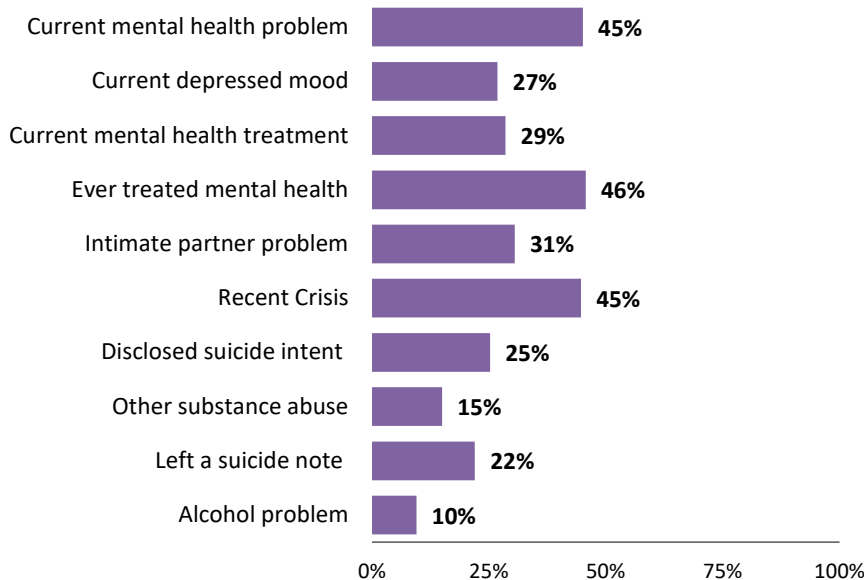
- Of all homicides among NH African American victims with known circumstance information, over two-fifths (42.2%) involved an argument or conflict.
- Another serious crime (e.g., robbery, burglary) precipitated 29.7% of homicides among NH African American victims.
- Of these homicide victims, 13.6% involved intimate partner violence.

Homicide Circumstances* Among NH African American Victims: NC-VDRS, 2013-2022



* Ninety-two percent (91.9%) of homicide cases had circumstance information.

Suicide Circumstances* Among NH African American Victims: NC-VDRS, 2013-2022



* Ninety-five percent (94.9%) of suicide cases had circumstance information.

- Among NH African American suicide victims with known circumstance information, 44.7% experienced a recent crisis.
- Forty-five percent (45.1%) of NH African American suicide victims were described as having a current mental health problem, and 28.6% were receiving treatment for a mental health problem at the time of suicide.
- Almost one-third (30.6%) of NH African American suicide victims had experienced a recent problem with an intimate partner.
- Twenty-five percent (25.3%) of NH African American suicide victims disclosed their suicide intent, and 22.0% left a note.

The North Carolina Violent Death Reporting System is supported by Cooperative Agreement 5NU17/CE002613-05-00 from the Centers for Disease Control and Prevention (CDC).

NC DHHS Division of Public Health / www.publichealth.nc.gov / Injury Epidemiology & Surveillance Unit/ 919-707-5425
NC Violent Death Reporting System / 919-707-5432

State of North Carolina / Department of Health and Human Services / www.ncdhhs.gov
NCDHHS is an equal opportunity employer and provider.
2022 FINAL DATA 7/11/2024

Please see the NC-VDRS 2022 Annual Report for additional data and technical information:

<https://www.injuryfreenc.ncdhhs.gov/DataSurveillance/ViolentDeathData.htm>



NC DEPARTMENT OF
**HEALTH AND
HUMAN SERVICES**
Division of Public Health
Injury and Violence Prevention Branch

