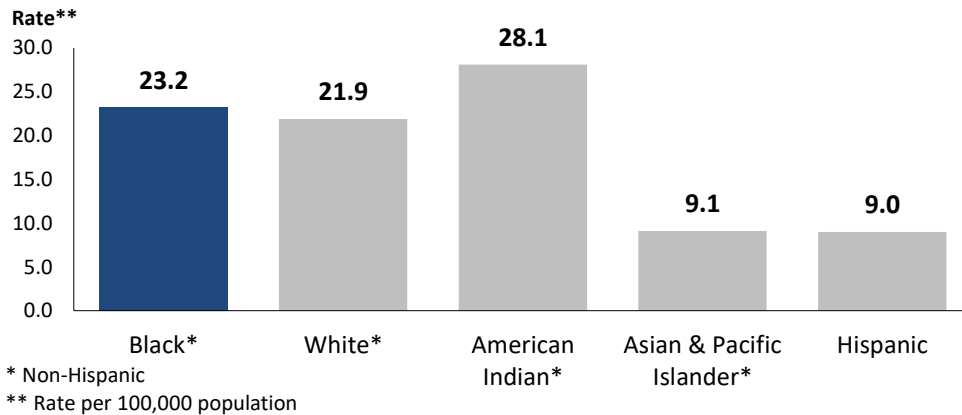


NC Violent Death Reporting System

VIOLENT DEATHS AMONG NON-HISPANIC AFRICAN AMERICAN RESIDENTS IN NORTH CAROLINA: 2011-2020

The North Carolina Violent Death Reporting System (NC-VDRS) is a CDC-funded statewide surveillance system that collects detailed information on violent deaths that occur in North Carolina including: homicide, suicide, unintentional firearm deaths, legal intervention, and deaths of undetermined intent. NC-VDRS triangulates information from death certificates, medical examiner reports, and law enforcement reports to understand and aid in the prevention of violent deaths. For more information, please visit <https://www.injuryfreenc.ncdhhs.gov/About/ncVDRS.htm>.

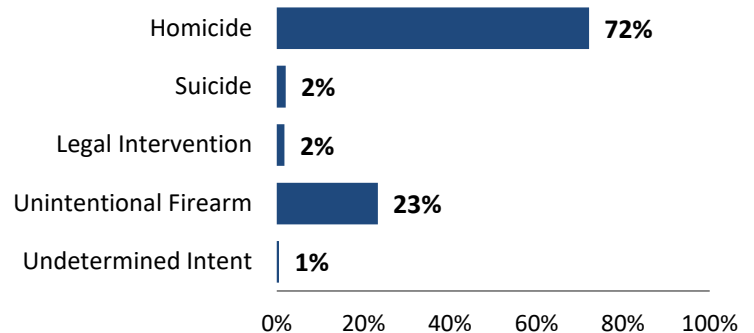
Violent Death Rates by Race/Ethnicity: NC-VDRS, 2011-2020



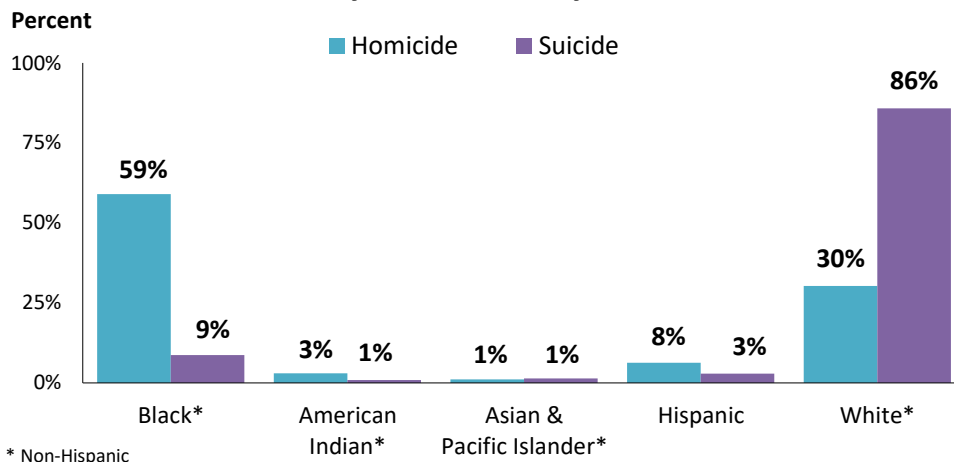
- For the year 2020, there were 2,344,295 non-Hispanic (NH) African American residents living in North Carolina, accounting for 22.1% of the state's population.
- NH African American victims had the second highest rate of violent death by race/ethnicity in North Carolina for the years 2011-2020 (23.2 per 100,000 population).

- From 2011-2020, 5,181 NH African American residents in North Carolina died by violence.
- There were 3,736 homicides (72.1%), 1,190 suicides (2.1%), 55 unintentional firearm deaths (23.3%), 93 deaths due to legal interventions (1.8%), and 107 deaths of undetermined intent (0.5%) among NH African American residents.
- Male NH African American residents were more likely to die by violence than females from 2011 to 2020 (84.2% versus 15.8%).

Manner of Death Among NH African American Victims: NC-VDRS, 2011-2020

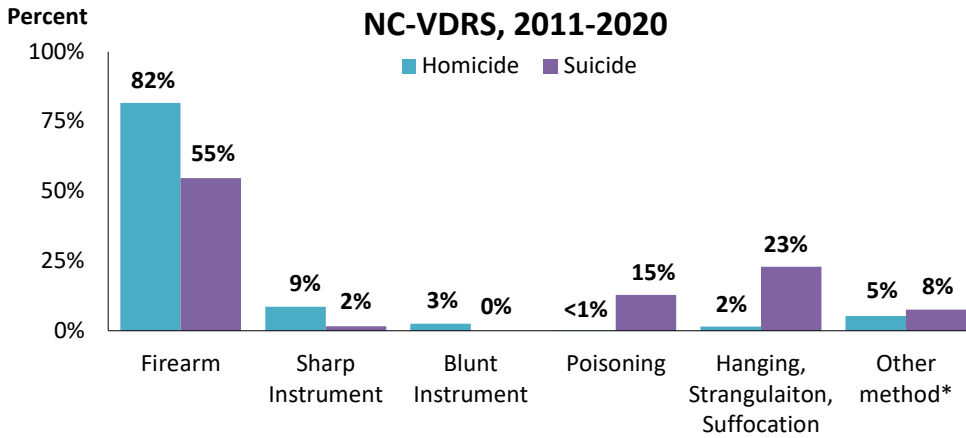


Manner of Death by Race/Ethnicity: NC-VDRS, 2011-2020



- NH African American victims accounted for 59.0% of all homicides and 8.8% of all suicides, across all racial groups in North Carolina from 2011 to 2020.
- In contrast, NH white victims accounted for 85.9% of all suicides and 30.3% of all homicides, across all racial groups in North Carolina from 2011 to 2020.

Method of Death Among NH African American Victims: NC-VDRS, 2011-2020

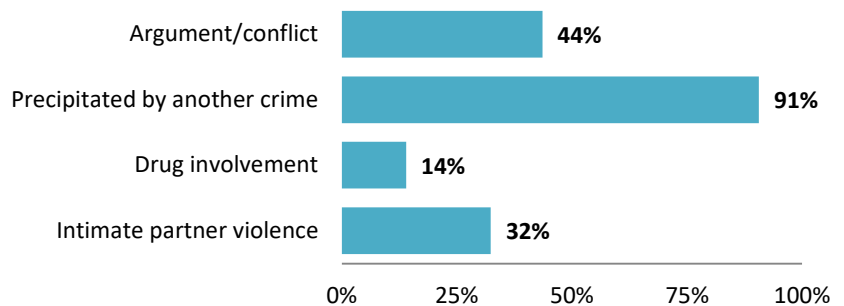


- The majority of homicides (81.7%) and suicides (54.7%) among NH African American victims involved firearms.
- The second most common method of homicide was sharp instruments (8.7%).
- The second most common method of suicide was hanging, strangulation or suffocation (23.0%).

*Other includes fire/burns, falls, intentional neglect, personal weapons and other methods.

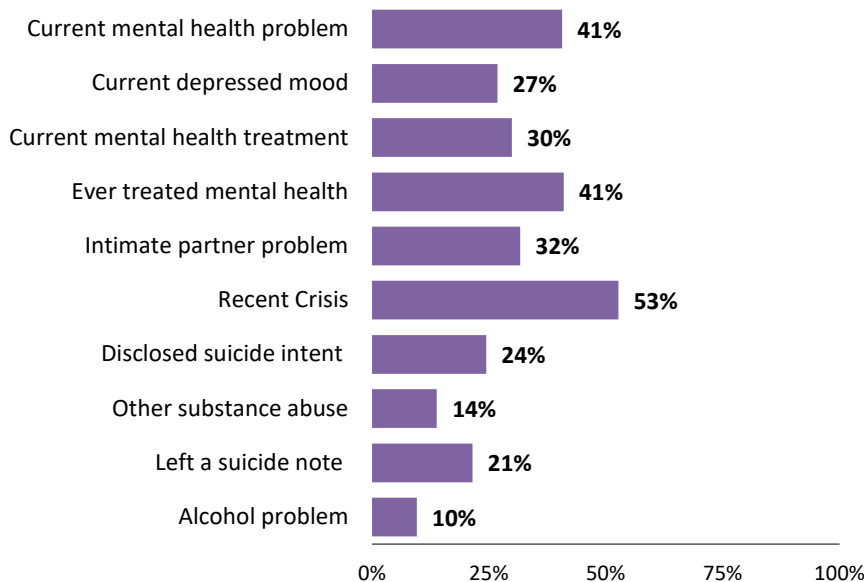
- Of all homicides among NH African American victims with known circumstance information, over two-fifths (43.6%) involved an argument or conflict.
- Another serious crime (e.g., robbery, burglary) precipitated 90.6% of homicides among NH African American victims.
- Of these homicide victims, 32.4% involved intimate partner violence.

Homicide Circumstances* Among NH African American Victims: NC-VDRS, 2011-2020



* Ninety-one percent (90.6%) of homicide cases had circumstance information.

Suicide Circumstances* Among NH African American Victims: NC-VDRS, 2011-2020



* Ninety-four percent (93.9%) of suicide cases had circumstance information.

- Among NH African American suicide victims with known circumstance information, 52.7% experienced a recent crisis.
- Forty-one percent (40.6%) of NH African American suicide victims were described as having a current mental health problem, and 29.9% were receiving treatment for a mental health problem at the time of suicide.
- Almost one-third (31.7%) of NH African American suicide victims had experienced a recent problem with an intimate partner.
- Twenty-four percent (24.4%) of NH African American suicide victims disclosed their suicide intent, and 21.5% left a note.

The North Carolina Violent Death Reporting System is supported by Cooperative Agreement 5NU17/CE002613-05-00 from the Centers for Disease Control and Prevention (CDC).

NC Division of Public Health / www.publichealth.nc.gov / Injury Epidemiology & Surveillance Unit/ 919-707-5425

NC Violent Death Reporting System / 919-707-5432


State of North Carolina / Department of Health and Human Services / www.ncdhhs.gov

NC DHHS is an equal opportunity employer and provider.

2020 FINAL DATA 6/20/2022

Please see the NC-VDRS 2020 Annual Report for additional data and technical information:

<https://www.injuryfreenc.ncdhhs.gov/DataSurveillance/ViolentDeathData.htm>



NC DEPARTMENT OF
**HEALTH AND
HUMAN SERVICES**
Division of Public Health

NORTH CAROLINA VIOLENT DEATH
NC VDRS
REPORTING SYSTEM