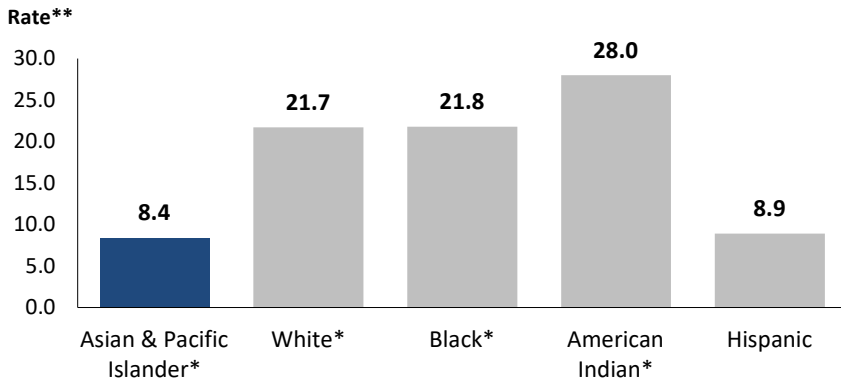


# NC Violent Death Reporting System

## VIOLENT DEATHS AMONG ASIANS AND PACIFIC ISLANDER RESIDENTS IN NORTH CAROLINA: 2010-2019

The North Carolina Violent Death Reporting System (NC-VDRS) is a CDC-funded statewide surveillance system that collects detailed information on violent deaths that occur in North Carolina including: homicide, suicide, unintentional firearm deaths, legal intervention, and deaths of undetermined intent. NC-VDRS triangulates information from death certificates, medical examiner reports, and law enforcement reports to understand and aid in the prevention of violent deaths. For more information, please visit <https://www.injuryfreenc.ncdhhs.gov/About/ncVDRS.htm>.

### Violent Death Rate by Race/Ethnicity: NC-VDRS, 2010-2019

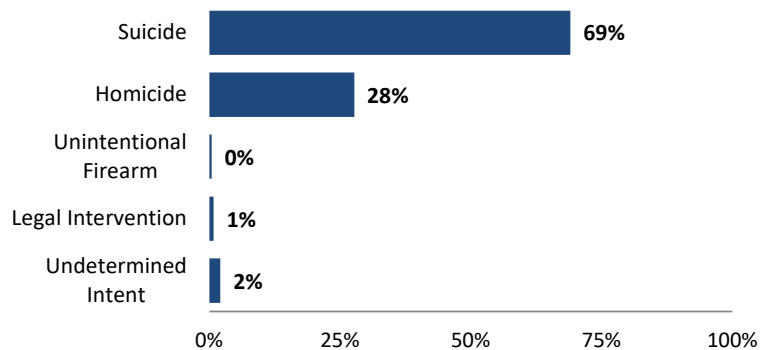


\* Non-Hispanic  
\*\* Rate per 100,000 population

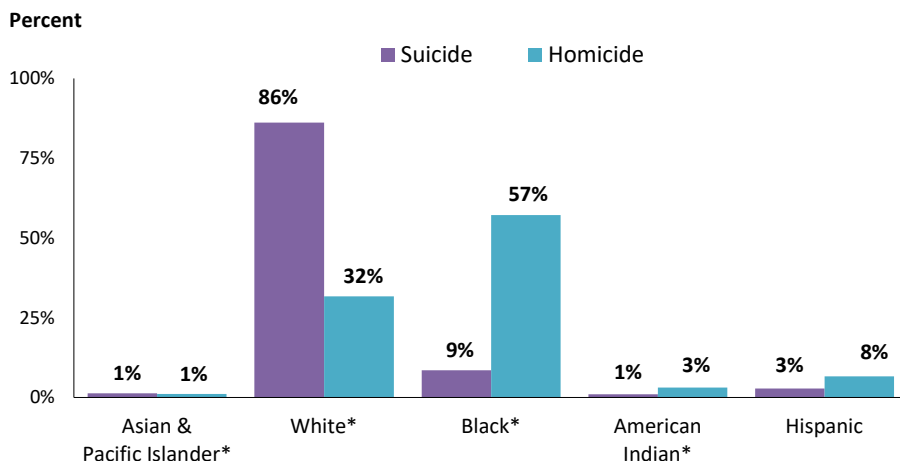
- For the year 2019, there were 348,968 non-Hispanic (NH) Asian and Pacific Islander residents living in North Carolina, accounting for 3.3% of the state's population.
- NH Asian and Pacific Islander victims had the lowest rate of violent death by race/ethnicity in North Carolina for the years 2010-2019 (8.4 per 100,000 population).

- From 2010 to 2019, 242 NH Asian and Pacific Islander residents died by violence.
- There were 67 homicides (27.7%), 167 suicides (69.0%), one unintentional firearm death (0.0%), two deaths due to legal interventions (0.8%), and five deaths of undetermined intent (2.1%) among NH Asian and Pacific Islander residents.
- Male NH Asian and Pacific Islander residents were more likely to die by violence than females from 2010 to 2019 (69.0% versus 31.0%).

### Manner of Death Among NH Asians & Pacific Islander Victims: NC-VDRS, 2010-2019



### Manner of Death by Race/Ethnicity, NC-VDRS, 2010-2019



\* Non-Hispanic

- NH Asian and Pacific Islander victims accounted for 1.1% of all homicide and 1.3% of all suicide victims, across all racial groups in North Carolina from 2010 to 2019.
- In contrast, NH white victims accounted for 86.2% of all suicides, and NH Black victims accounted for 57.2% of all homicides, across all racial groups in North Carolina from 2010 to 2019.

