

510

NORTH CAROLINA EMERGENCY DEPARTMENT (ED) VISITS FOR OPIOID OVERDOSE: JUNE 2024

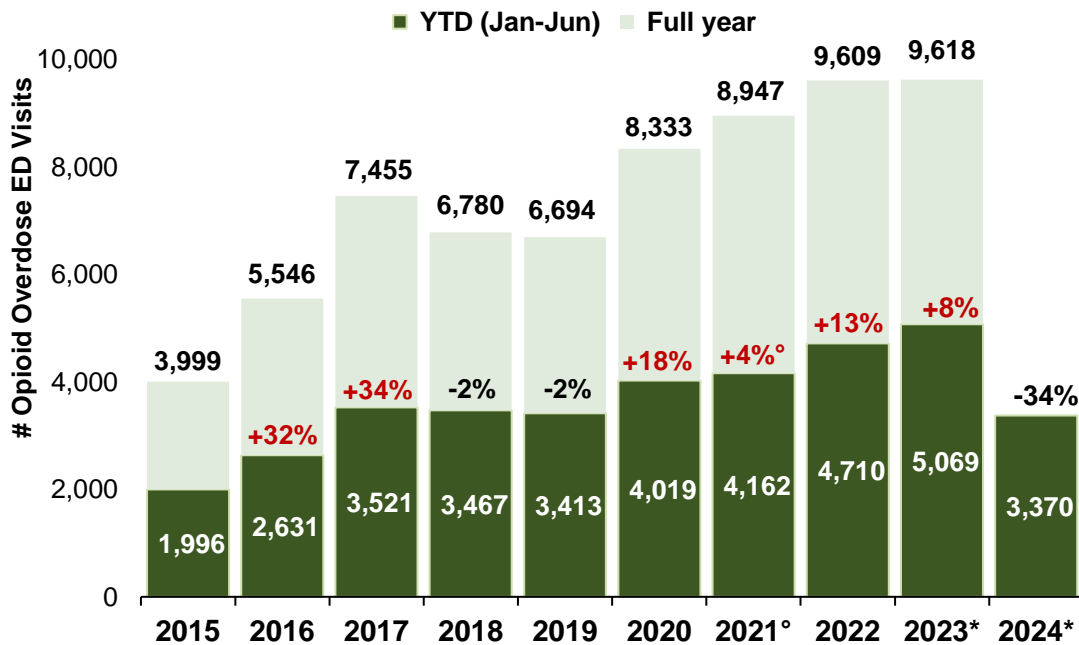
510 Opioid overdose ED visits June 2024*

Compared to 866 June 2023

Data Source: NC DETECT: ED; Custom Event: Overdose: Opioid Overdose V.2 (ICD-9/10-CM)

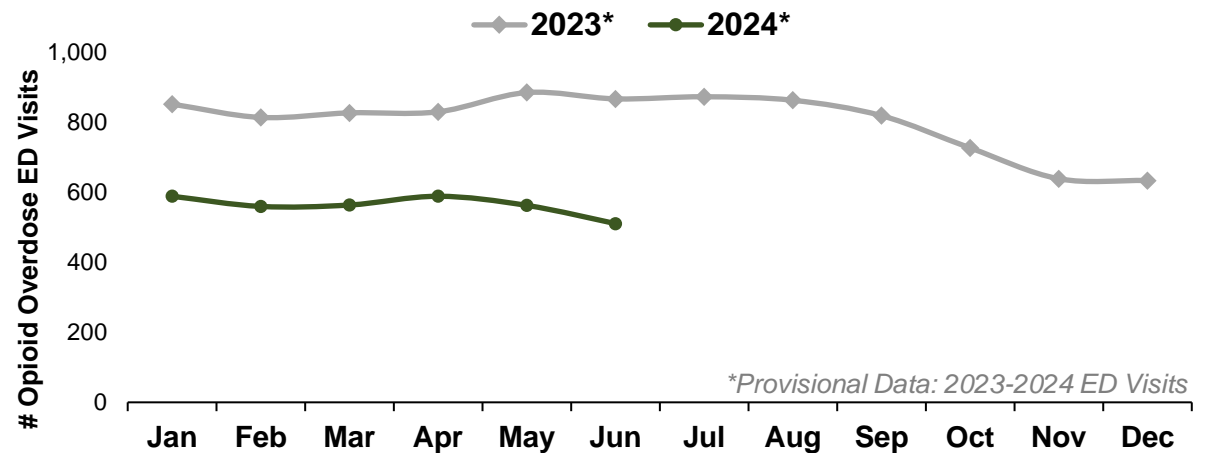
Note: Counts based on ICD-10-CM diagnosis code of an opioid overdose: T40.0 (Opium), T40.1 (Heroin), T40.2 (Other Opioids), T40.3 (Methadone), T40.4 (Other Synthetic Narcotics), and T40.6 (Other and Unspecified Narcotics).

Opioid Overdose ED Visits by Year: 2015-2024*



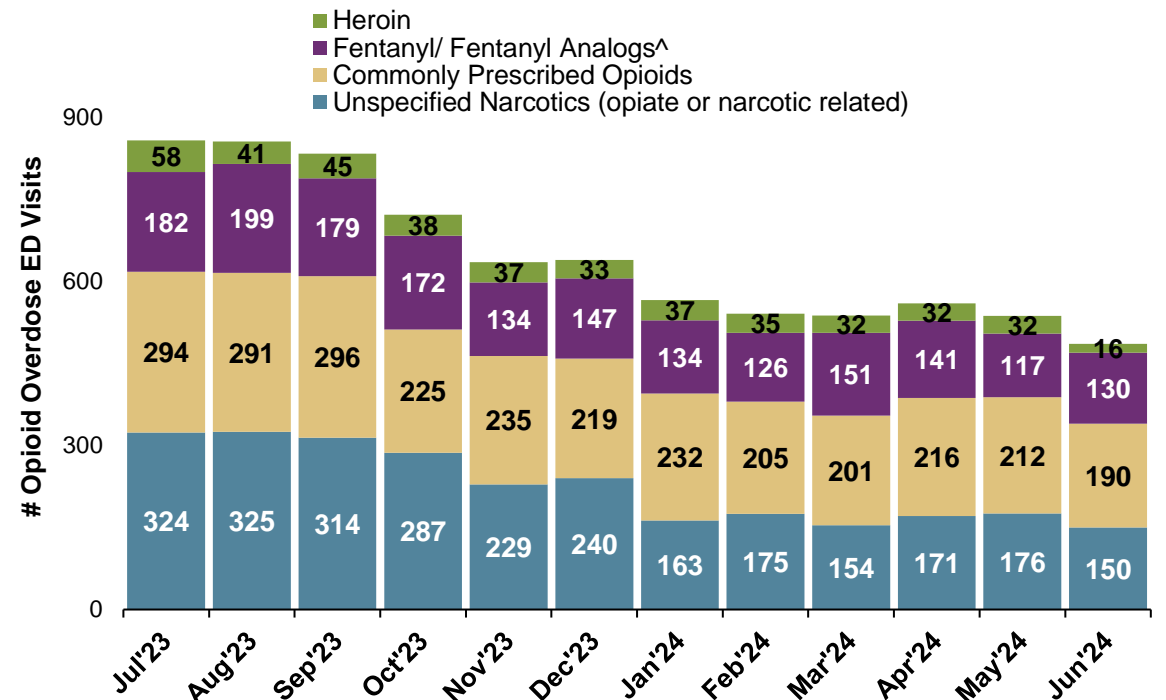
Percent change: YTD total compared to YTD total of previous year; ° There are known data quality gaps for May-June 2021 that are impacting the shown trends. Interpret the data for this year with caution, * Provisional Data: 2023-2024 ED Visits

Opioid Overdose ED Visits by Month: 2023-2024*



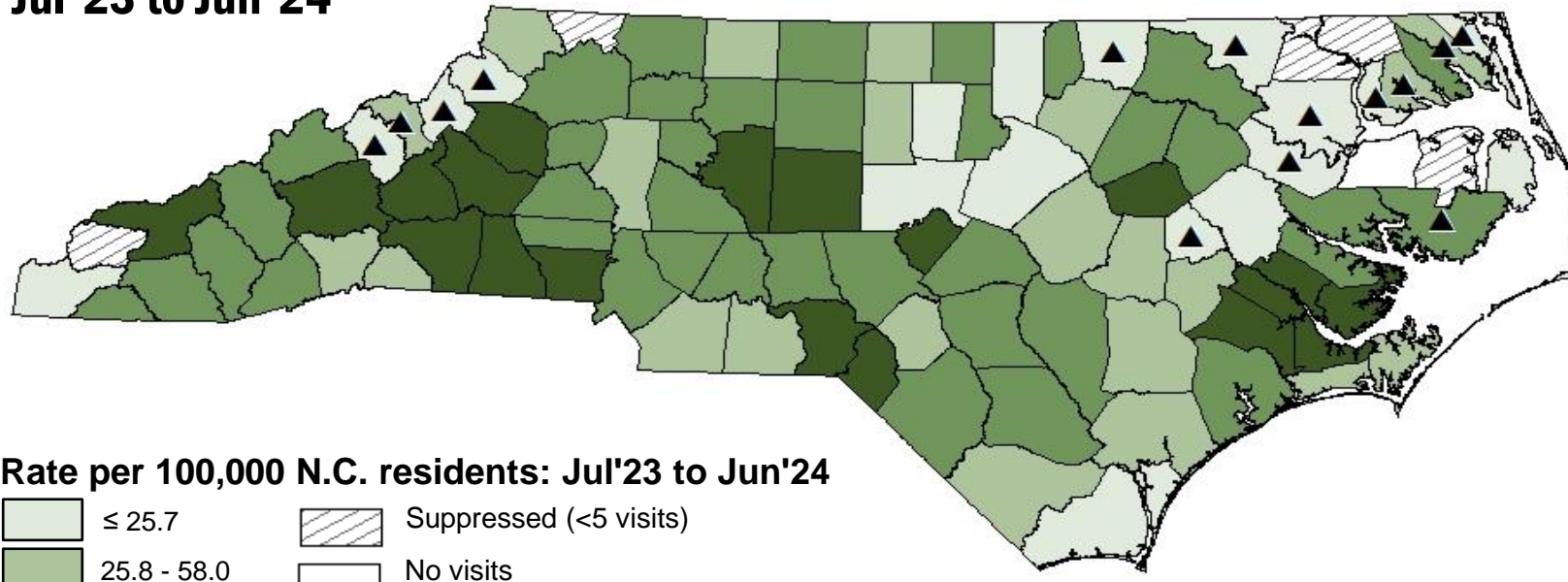
*Provisional Data: 2023-2024 ED Visits

Last 12 Months of ED Visits by Opioid Class: 2023-2024*

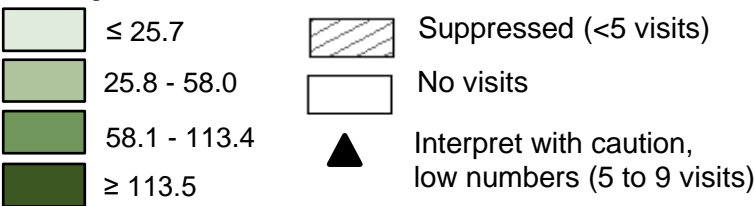


Note: ED visit data is provisional; For case definitions, go to <https://www.injuryfreenc.ncdhhs.gov/DataSurveillance/poisoning/SummaryTableforPoisoningDefinitions.pdf>

Last 12 Months Opioid Overdose ED Visits Rate by County of Residence: Jul'23 to Jun'24



Rate per 100,000 N.C. residents: Jul'23 to Jun'24



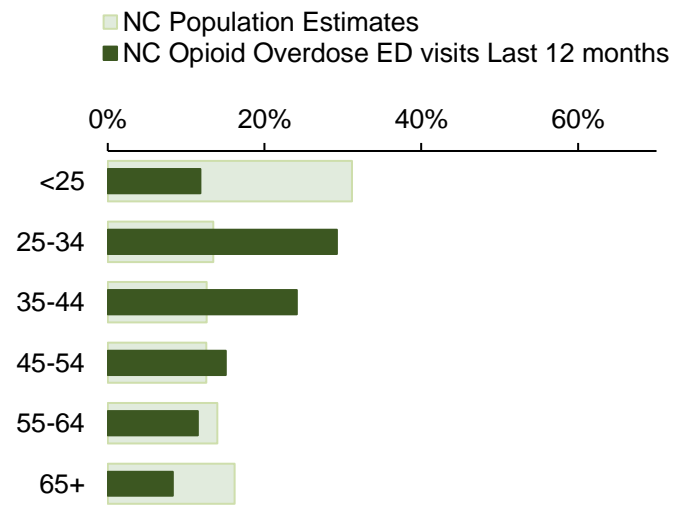
^Please note that rates are calculated using the last 12 months of data and 2022 population estimates. Counties listed in "Highest Monthly Rates of Opioid Overdose ED visits" table will likely change each month.

Highest Rates of Opioid Overdose ED visits among Counties Last 12 Months: Jul'23-Jun'24

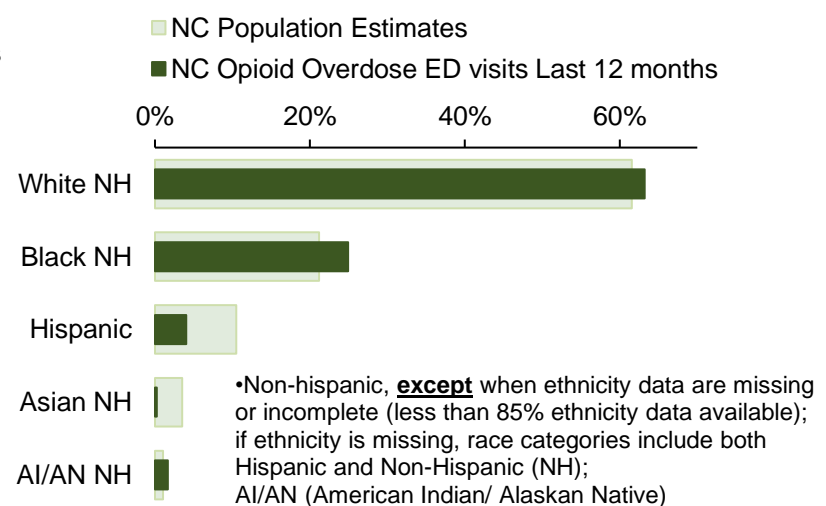
County	Count	Rate^
Richmond	101	225.3
Pamlico	25	196.4
Scotland	68	195.3
Rutherford	121	180.5
Burke	134	148.1
Swain	20	140.1
Buncombe	362	138.6
Craven	140	137.1
McDowell	62	135.5
Randolph	189	131.6
Statewide	7,767	74.1

Demographics of Opioid Overdose ED Visits Compared to Overall NC Population Estimates

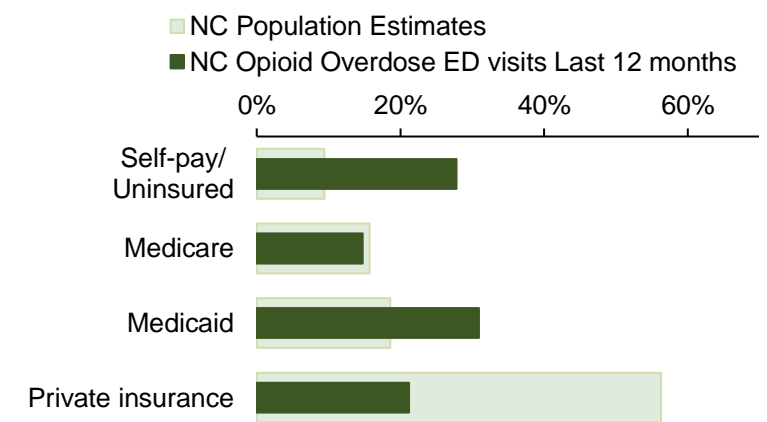
ED Visits by Age Group



ED Visits by Race/Ethnicity



ED Visits by Insurance Coverage



Data Sources: ED Data-NC DETECT is North Carolina's statewide syndromic surveillance system. ED visit data from NC DETECT are provisional and should not be considered final. Population Data-U.S. Census Bureau, <http://quickfacts.census.gov>; Insurance coverage Data-Kaiser Family Foundation estimates based on the Census Bureau's American Community Survey, www.kff.org/other/state-indicator/total-population. *2023-2024 ED visit data are provisional.

