

601

NORTH CAROLINA EMERGENCY DEPARTMENT (ED) VISITS FOR OPIOID OVERDOSE: NOVEMBER 2023

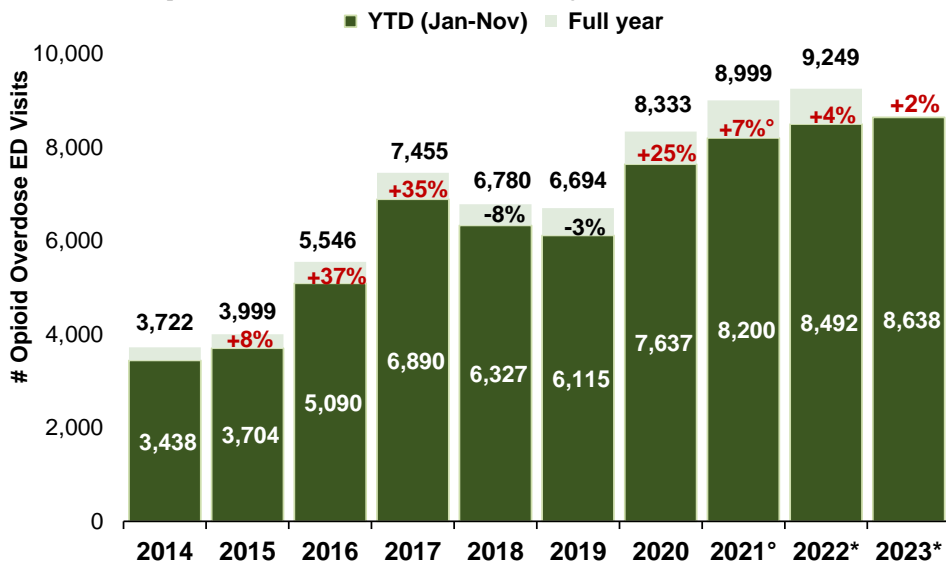
601 Opioid overdose ED visits November 2023*

Compared to 748 November 2022

Data Source: NC DETECT: ED; Custom Event: Overdose: Opioid Overdose V.2 (ICD-9/10-CM)

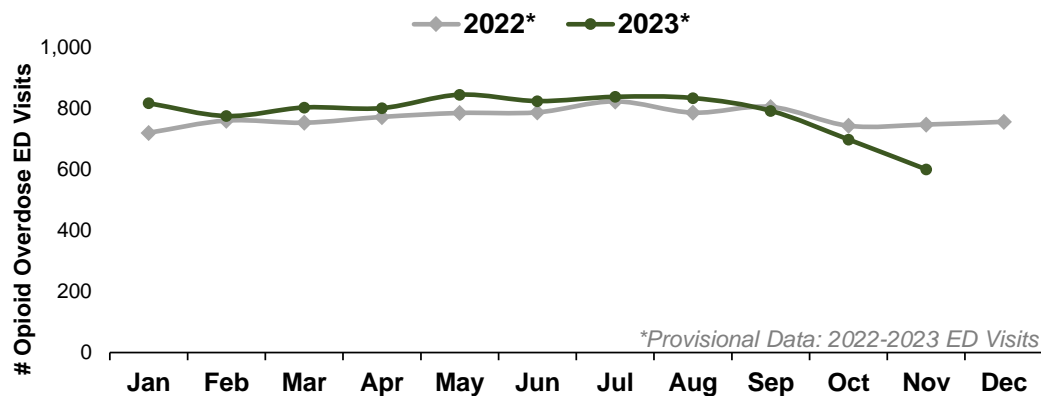
Note: Counts based on ICD-10-CM diagnosis code of an opioid overdose: T40.0 (Opium), T40.1 (Heroin), T40.2 (Other Opioids), T40.3 (Methadone), T40.4 (Other Synthetic Narcotics), and T40.6 (Other and Unspecified Narcotics).

Opioid Overdose ED Visits by Year: 2014-2023*



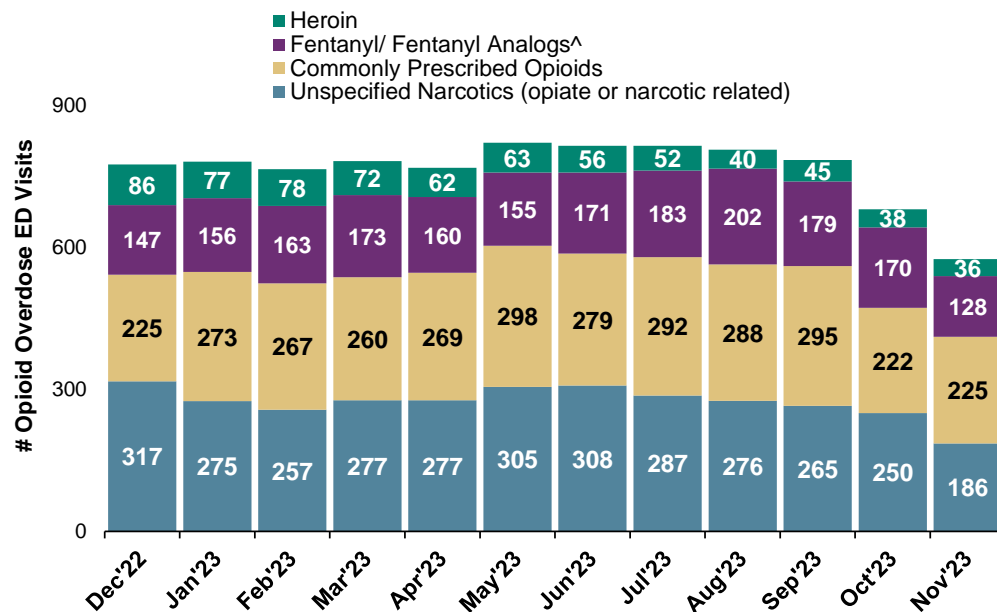
Percent change: YTD total compared to YTD total of previous year; ° There are known data quality gaps for May-June 2021 that are impacting the shown trends. Interpret the data for this year with caution, * Provisional Data: 2022-2023 ED Visits

Opioid Overdose ED Visits by Month: 2022-2023*



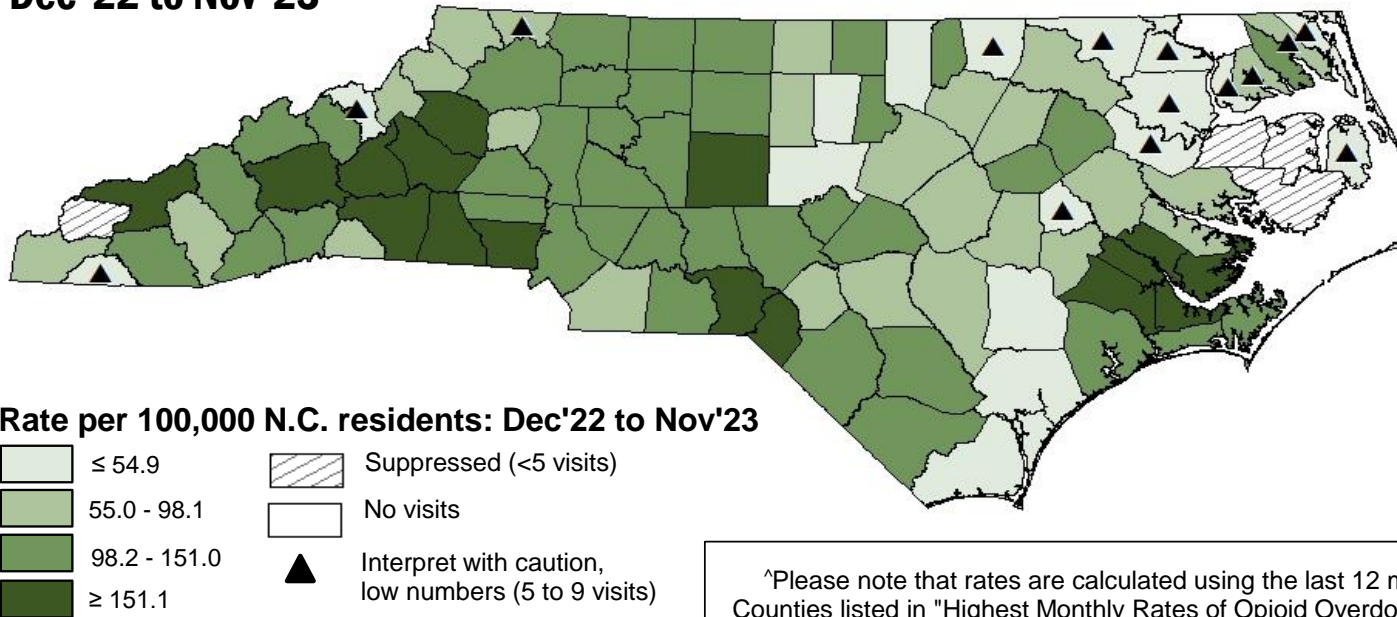
*Provisional Data: 2022-2023 ED Visits

Last 12 Months of ED Visits by Opioid Class: 2022-2023*



Note: ED visit data is provisional; For case definitions, go to <https://www.injuryfreenc.ncdhhs.gov/DataSurveillance/poisoning/SummaryTableforPoisoningDefinitions.pdf>

Last 12 Months Opioid Overdose ED Visits Rate by County of Residence: Dec'22 to Nov'23



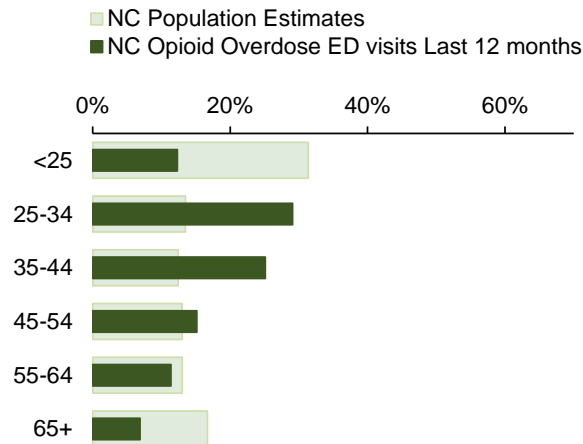
Highest Rates of Opioid Overdose ED visits among Counties Last 12 Months: Dec'22-Nov'23

County	Count	Rate [^]
Richmond	128	285.5
Pamlico	28	220.0
Rutherford	141	210.4
Swain	29	203.2
Jones	19	201.7
Scotland	66	189.5
Burke	157	173.5
McDowell	78	170.5
Craven	174	170.4
Randolph	225	156.6
Statewide	9,395	89.6

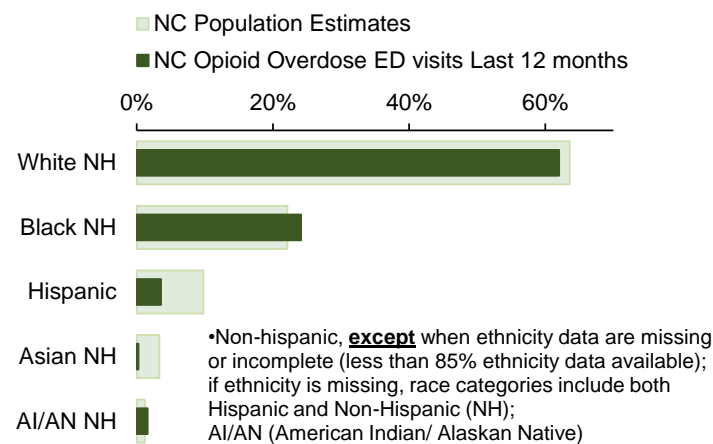
[^]Please note that rates are calculated using the last 12 months of data and 2021 population estimates. Counties listed in "Highest Monthly Rates of Opioid Overdose ED visits" table will likely change each month.

Demographics of Opioid Overdose ED Visits Compared to Overall NC Population Estimates

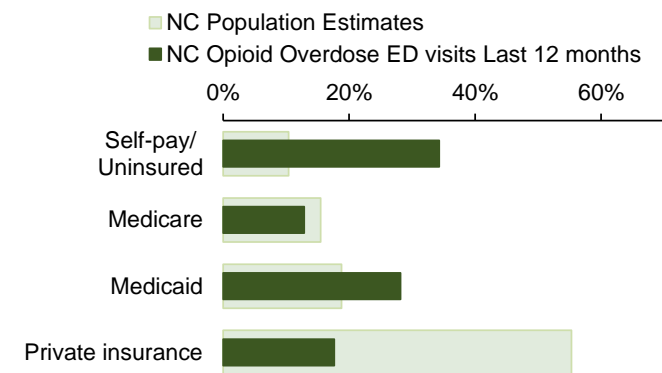
ED Visits by Age Group



ED Visits by Race/Ethnicity



ED Visits by Insurance Coverage



Data Sources: ED Data-NC DETECT is North Carolina's statewide syndromic surveillance system. ED visit data from NCDETECT are provisional and should not be considered final. Population Data-U.S. Census Bureau, <http://quickfacts.census.gov>; Insurance coverage Data-Kaiser Family Foundation estimates based on the Census Bureau's American Community Survey, www.kff.org/other/state-indicator/total-population. *2022-2023 ED visit data are provisional.



NC DEPARTMENT OF HEALTH AND HUMAN SERVICES
Division of Public Health

