

Medication and Drug Overdose in Union County

Technical Notes

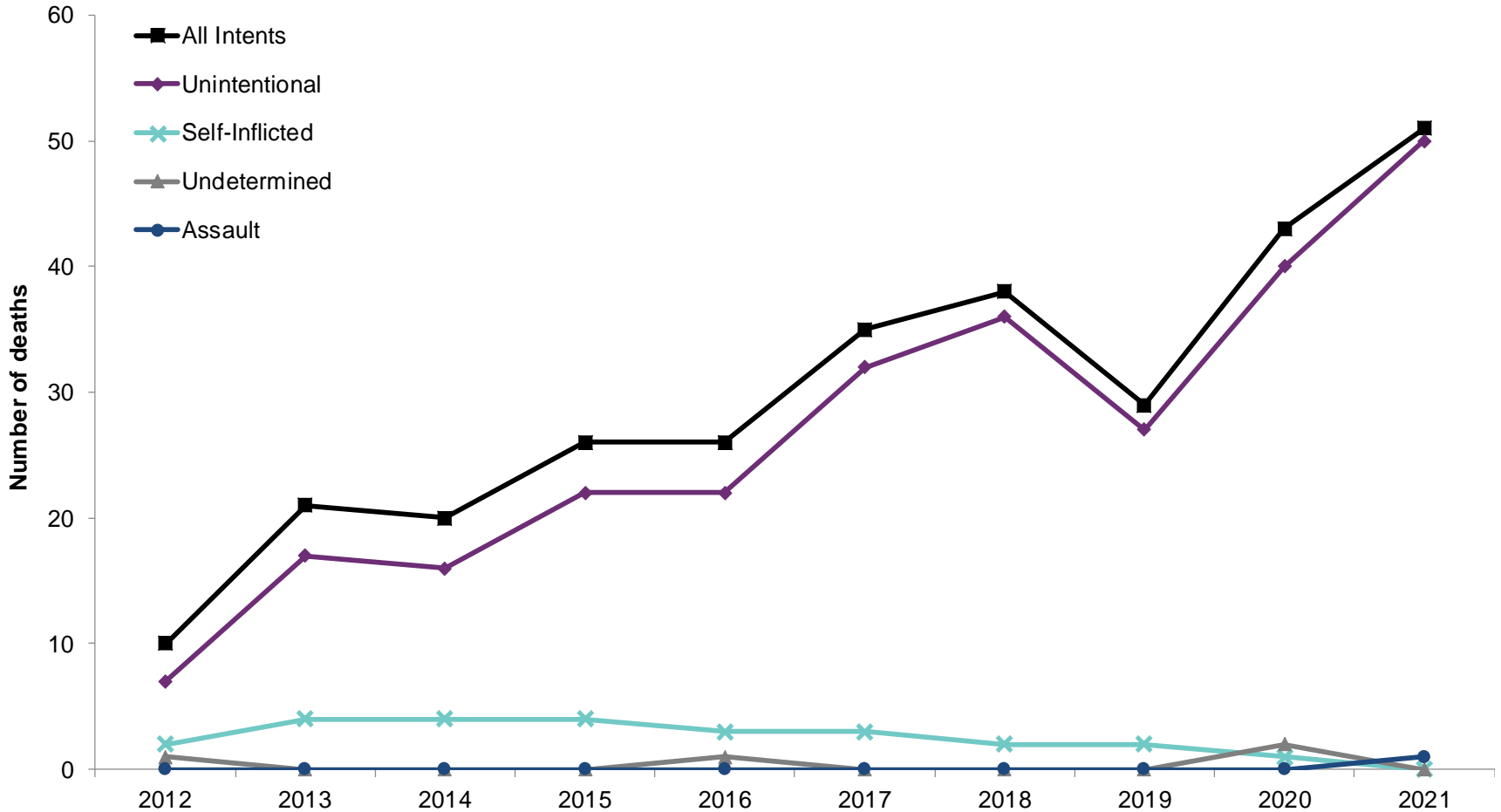
- The fatality data provided here are part of the Vital Registry System of the State Center for Health Statistics (SCHS) and have been used to track and monitor the drug overdose burden in NC using ICD-10 codes. Surveillance using ICD-10 codes relies on the immense efforts of the NC Office of the Chief Medical Examiner (OCME) to investigate overdose deaths in NC.
- Individual ICD-10 codes do not exist for each specific substance involved in overdose. Other Synthetic Narcotics (T40.4) includes several substances but the majority of deaths with this code involved fentanyl. Similarly, psychostimulants with abuse potential (T43.6) is used for methamphetamine surveillance.
- Counts and rates are limited to NC residents. When calculating rates, higher counts provide greater reliability, therefore years are often grouped. Use caution when interpreting rates for counts from 5 - 9. Counts from 1 - 4 are considered unstable and therefore have a low reliability; rates are not calculated for these counts.
- Population estimates for 2021 are subject to change.
- Speaking and technical notes should be read prior to using.

*If you have questions or concerns about these data,
please contact us at SubstanceUseData@dhhs.nc.gov.*



County Medication & Drug Overdose Deaths by Intent

Union County Residents, 2012-2021



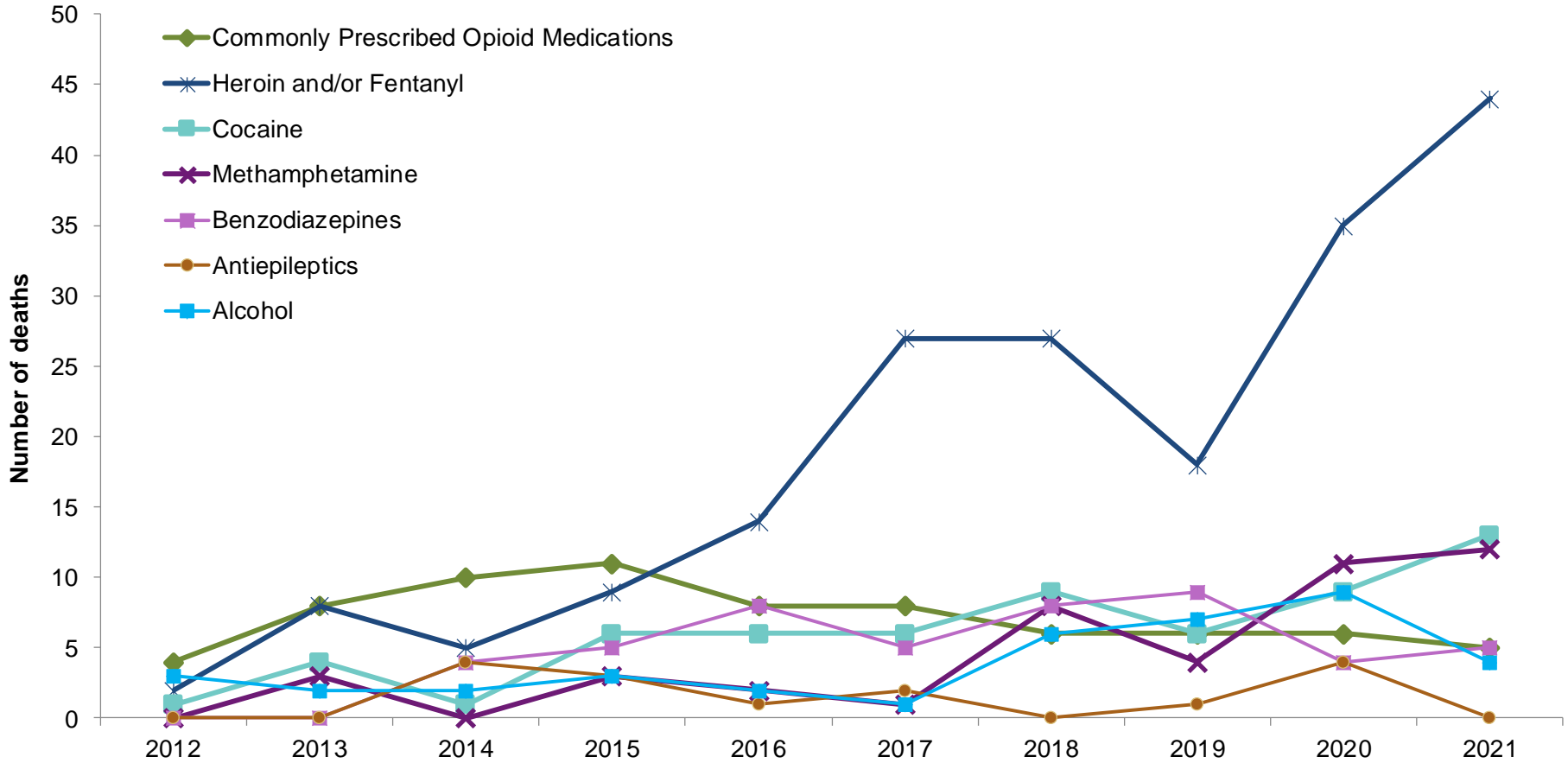
Technical Notes: Medication and drug overdoses: X40-X44, X60-X64, Y10-Y14, X85

Source: Deaths-NC State Center for Health Statistics, Vital Statistics

Analysis by Injury Epidemiology and Surveillance Unit

Substances* Contributing to Overdose Deaths

Union County Residents, 2012-2021



*These counts are not mutually exclusive. If the death involved multiple substances, it can be counted on multiple lines.

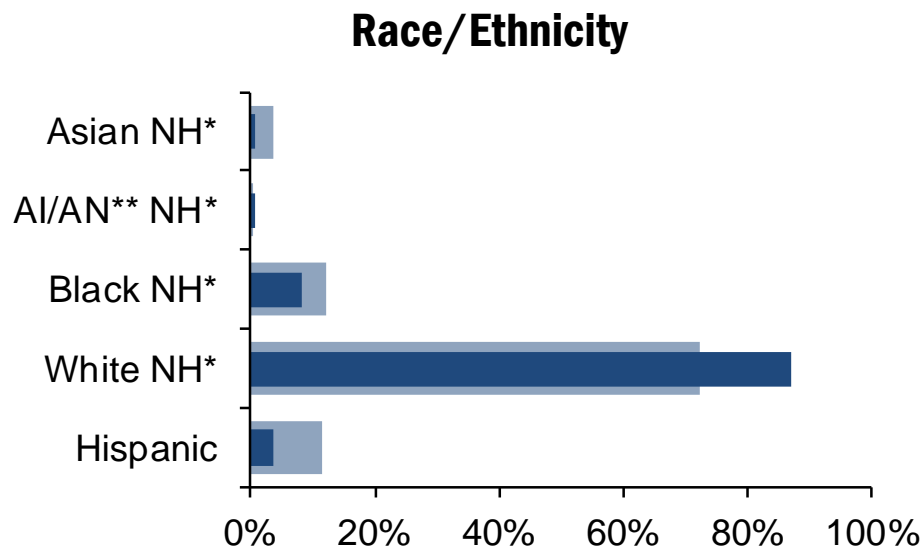
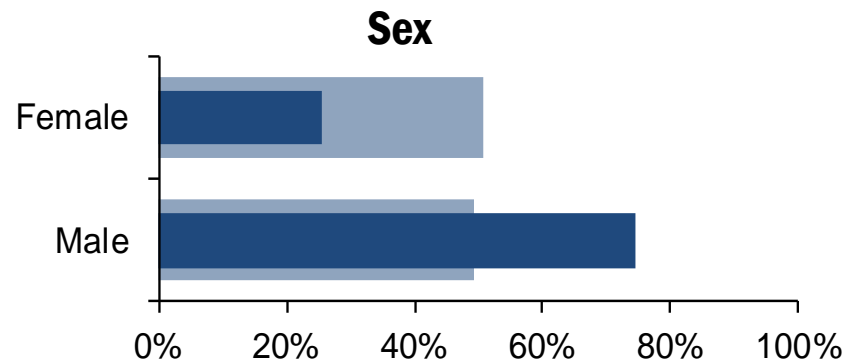
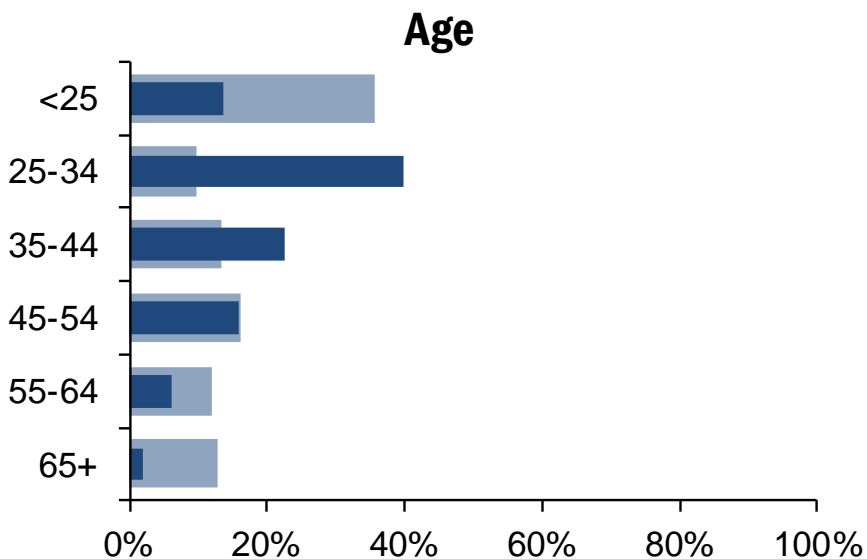
Source: NC State Center for Health Statistics, Vital Statistics-Deaths, All intent medication, drug, alcohol poisoning: X40-X45, Y10-Y15, X85, or X60-X64 with any mention of specific T-codes by drug type (Commonly Prescribed Opioids, Heroin, Other Synthetics, Benzodiazepines, Cocaine, Psychostimulants, Antiepileptics and Alcohol). Analysis by Injury Epidemiology and Surveillance Unit



Demographics of Medication & Drug Overdose Deaths Compared to County Population

Union County Residents, 2017-2021

■ Union County Resident Population, 2017-2021
■ Union County Resident Overdose Deaths, 2017-2021



Technical Notes: All intent medication and drug poisoning: X40-X44, X60-X64, Y10-Y14, X85
Source: Deaths-NC State Center for Health Statistics, Vital Statistics; Population-NCHS
 Analysis by Injury Epidemiology and Surveillance Unit

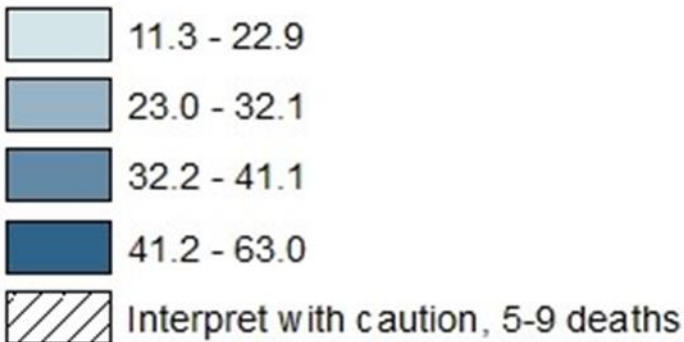
* Non-Hispanic
 ** American Indian/Alaskan Native

Rate of Medication & Drug Overdose Deaths, All Intent

Per 100,000 North Carolina Residents, 2017-2021



All Intent Medication/Drug Overdose Deaths,
Rate per 100,000 NC Residents, 2017-2021



Rate of Medication/Drug Overdose Deaths per 100,000
North Carolina Residents, 2017-2021

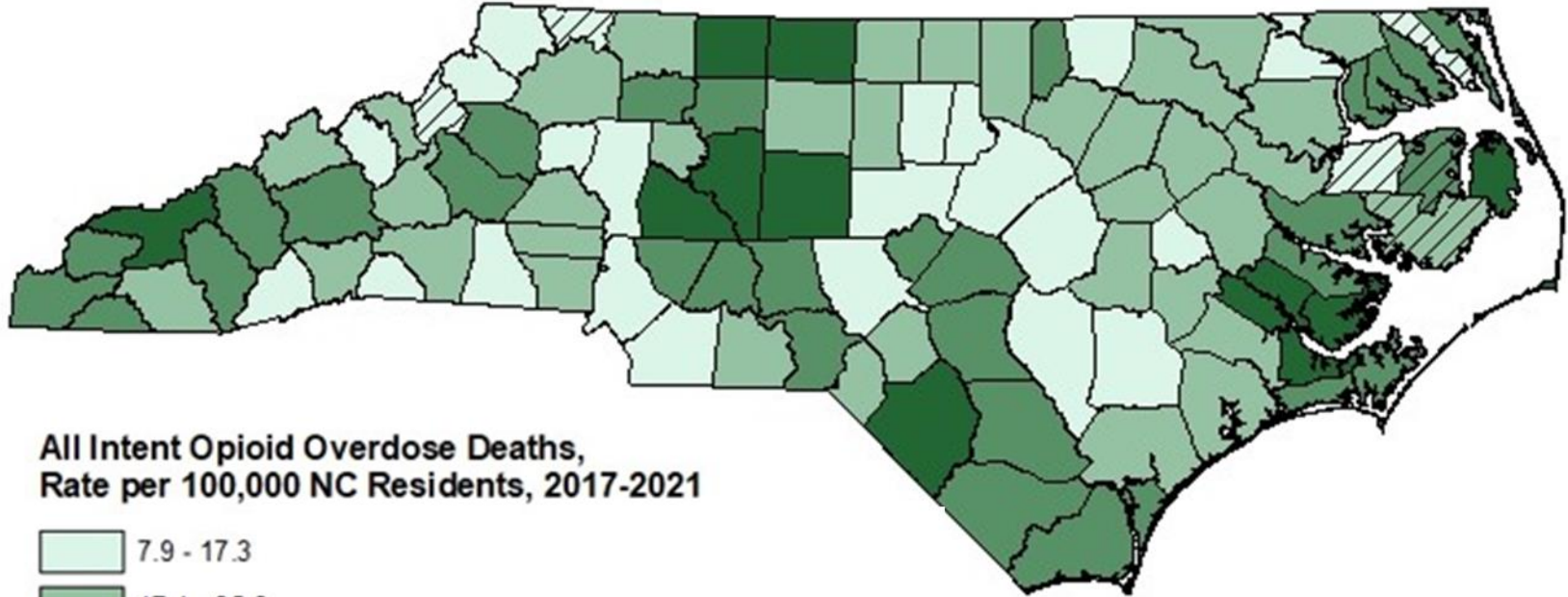
Union	16.4
Statewide	27.6

Technical Notes: Rates are per 100,000 NC residents; All intent medication and drug poisoning: X40-X44, X60-X64, Y10-Y14, X85
Source: Deaths-NC State Center for Health Statistics, Vital Statistics; Population-National Center for Health Statistics
 Analysis by Injury Epidemiology and Surveillance Unit

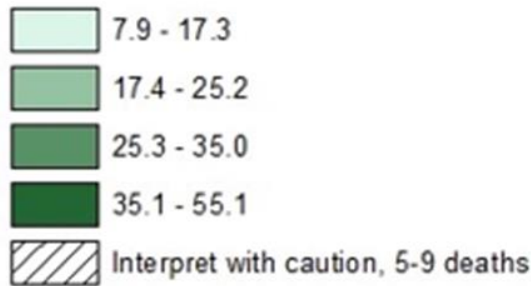


Rate of Opioid Overdose Deaths, All Intent

Per 100,000 North Carolina Residents, 2017-2021



All Intent Opioid Overdose Deaths,
Rate per 100,000 NC Residents, 2017-2021



Rate of Opioid Overdose Deaths per 100,000 North Carolina Residents, 2017-2021

Union	14.5
Statewide	22.7

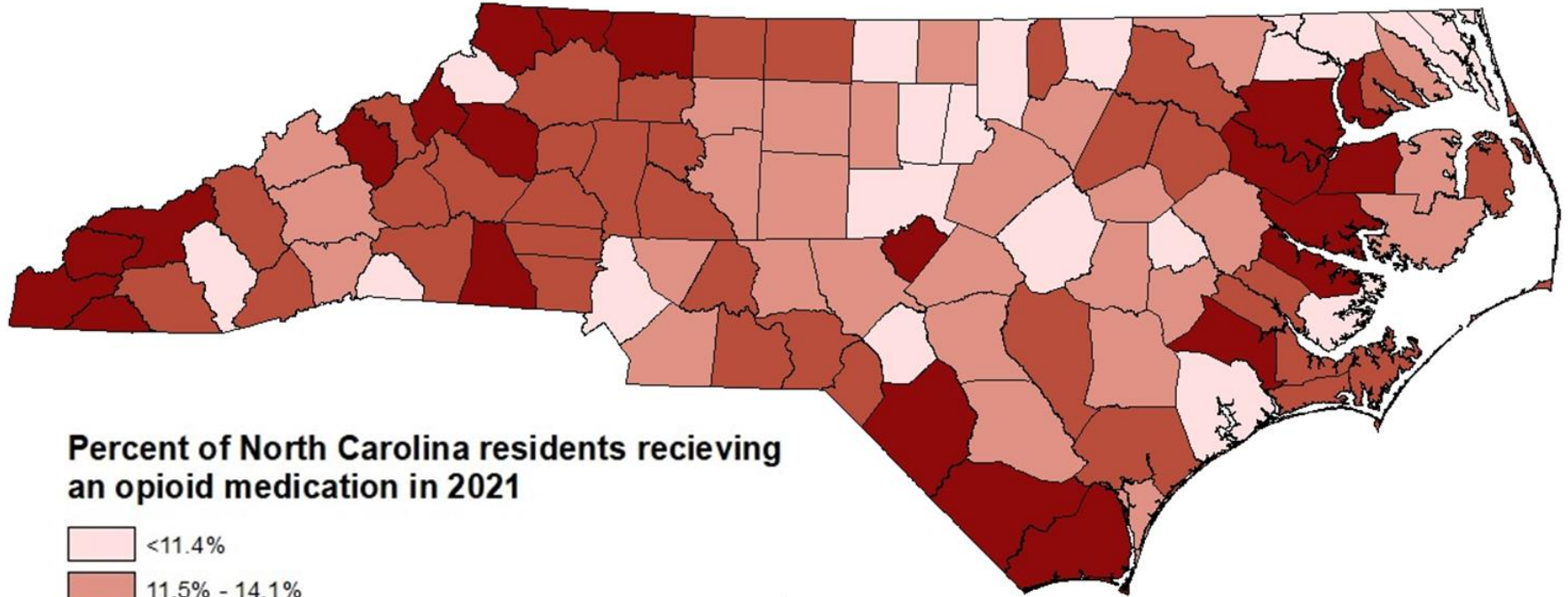
Technical Notes: Rates are per 100,000 N.C. residents, Unintentional medication and drug poisoning: X40-X44 and any mention of T40.0 (opium), T40.2 (Other Opioids), T40.3 (Methadone), T40.4 (Other synthetic opioid) and/or T40.6 (Other/unspecified narcotics)

Source: Deaths-N.C. State Center for Health Statistics, Vital Statistics; Population-National Center for Health Statistics
Analysis by Injury Epidemiology and Surveillance Unit



Percent of North Carolina Residents Receiving Opioid Pills

Per 100 North Carolina Residents, 2021



Percent of North Carolina residents receiving an opioid medication in 2021



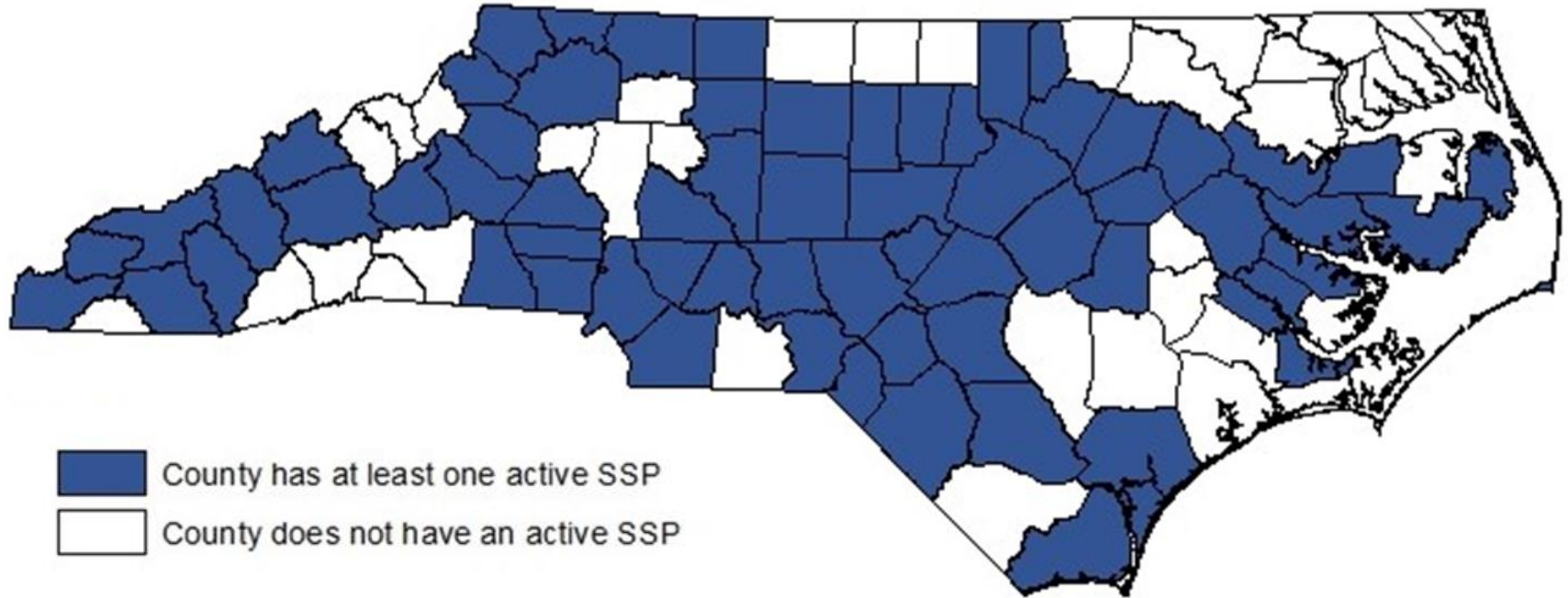
Percent of NC Residents Receiving Opioid Pills, per 100 NC Residents, 2021	
Union	12.0
Statewide	13.0



Technical Note: All CSRS data are subject to change
Source: Opioid Dispensing –NC Division of Mental Health, Controlled Substance Reporting System, 2021
 Analysis by Injury Epidemiology and Surveillance Unit

Counties covered by Syringe Service Programs (SSPs)

Most Recent Year's Annual Reporting Period, as of 2022 Annual Report



SSP Coverage in Union County?	Yes
-------------------------------	-----

Technical Notes: There may be SSPs operating that are not represented on this map; in order to be counted as an active SSP, paperwork must be submitted to the NC Division of Public Health

Source: NC Division of Public Health, [Safer Syringe Initiative Annual Reporting](#), as of 2022 Reporting
Analysis by Injury Epidemiology and Surveillance Unit



One Year's Estimated Total Lifetime Costs

Medical* and Statistical Life** Loss from Medication & Drug Overdose Deaths, 2021

	Union County	Statewide
Total Medical Costs*	\$388,028	\$24,535,913
Total Statistical Life** Loss	\$580,894,027	\$35,304,800,000
Combined Costs	\$581,282,055	\$35,325,130,000
Cost per capita	\$2,377	\$3,332

Technical Note: These estimates only include fatalities and do not include additional costs associated with non-fatal overdoses, treatment, recovery, and other costs associated with this epidemic.

*Medical costs refer to medical care associated with the fatal event, including health care and lost productivity.

**Value of statistical life refers to the estimated monetized quality of life lost and assesses underlying impacts on life lost.

Source: Deaths-NC State Center for Health Statistics, Vital Statistics, All intents, medication/drug overdose. Population-National Center for Health Statistics. 2020 Economic Impact-[CDC WISQARS](#), [Cost of Injury Reports](#), National Center for Injury Prevention and Control, CDC. Analysis by Injury Epidemiology and Surveillance Unit



Questions?

SubstanceUseData@dhhs.nc.gov

**Injury and Violence Prevention Branch
NC Division of Public Health**

www.injuryfreenc.ncdhhs.gov

