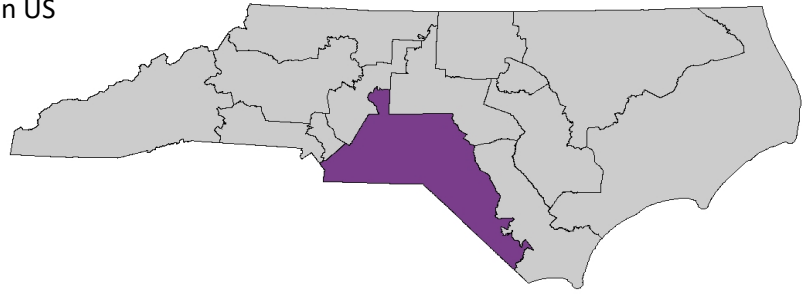


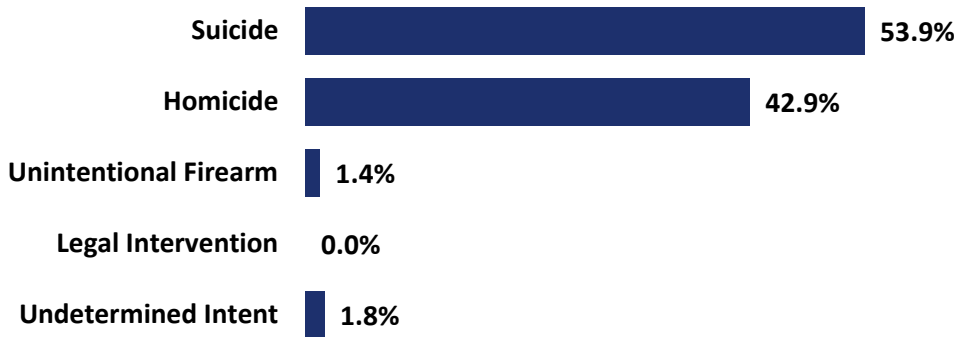
# NC Violent Death Reporting System

## VIOLENT DEATH IN NORTH CAROLINA: US CONGRESSIONAL DISTRICT 9, 2021

- An estimated 747,139 North Carolina residents reside in US Congressional District 9.
- In 2021, there were 217 violent deaths from injuries sustained by individuals living in US Congressional District 9.
- The majority of decedents were residents of Cumberland (35.9%), Randolph (17.5%), and Moore (11.1%) counties.



Manner of Death: US Congressional District 9, NC\*



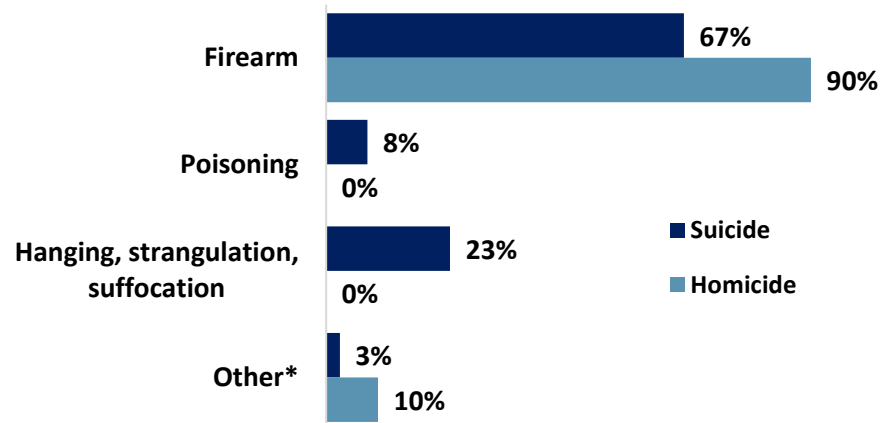
- There were 117 suicides (53.9%), 93 homicides (42.9%), three unintentional firearm deaths (1.4%), zero deaths from legal intervention (0.0%) and 4 deaths of undetermined intent (1.8%).

\*Based on the residential address of the victim

- Firearms were involved in 66.7% of suicides and 90.3% of homicides.
- Among homicides caused by firearms, 70.2% were caused by handguns, 3.6% were caused by shotguns, and 9.5% were caused by rifles.
- Among suicides caused by firearms, 80.8% were caused by handguns, 7.7% were caused by shotguns, and 7.7% were caused by rifles.
- The second leading method of death for suicide was hanging, strangulation, or suffocation (23.1%).

### Firearms were involved in 77.1% of all homicide and suicide deaths

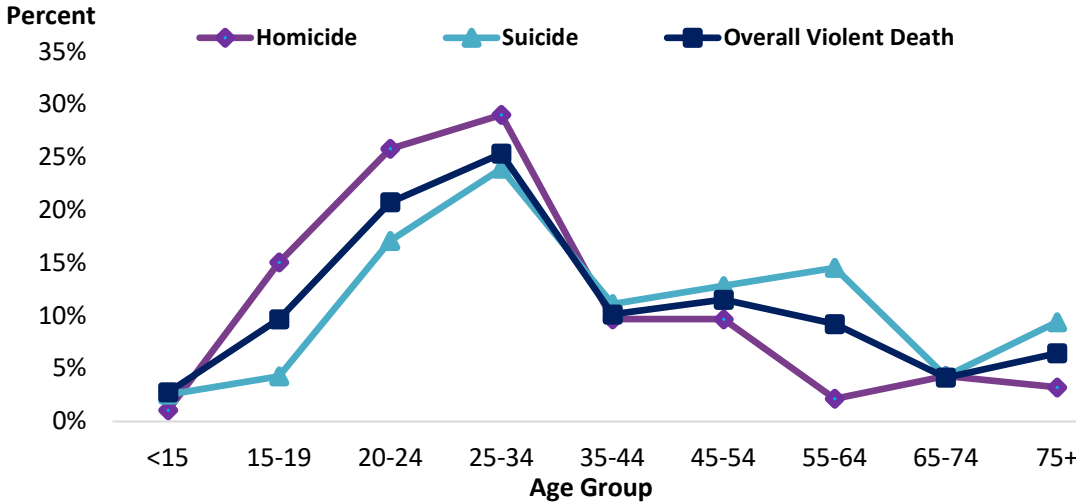
Method of Death: US Congressional District 9, NC\*



\*Other includes falls, motor vehicle, sharp instrument, fire/burns, unknown and other

The North Carolina Violent Death Reporting System (NC-VDRS) is a CDC-funded statewide surveillance system that collects detailed information on violent deaths that occur in North Carolina, including: homicide, suicide, unintentional firearm deaths, legal intervention and deaths of undetermined intent. NC-VDRS triangulates information from death certificates, medical examiner reports, and law enforcement reports to understand and aid in the prevention of violent deaths. Data reported in this document are based on residential address of the victim and, instead of a rate, the current ratio is reported. This document summarizes fatal injuries from violence that occurred in US Congressional District 9 for the year 2021. Since not all deaths resulting from violence are able to be geocoded, the violent death numbers represented in this fact sheet may be slightly underestimated.

Manner of Death by Age Group: US Congressional District 9, NC\*



- Suicides and homicides displayed different age patterns.

- However, both homicides and suicides peaked among those 25-34 with 29.0% of total homicides and 23.9% total suicides.

- Percentage of overall violent deaths peaked among those 25-34 at 25.3% of total violent deaths.

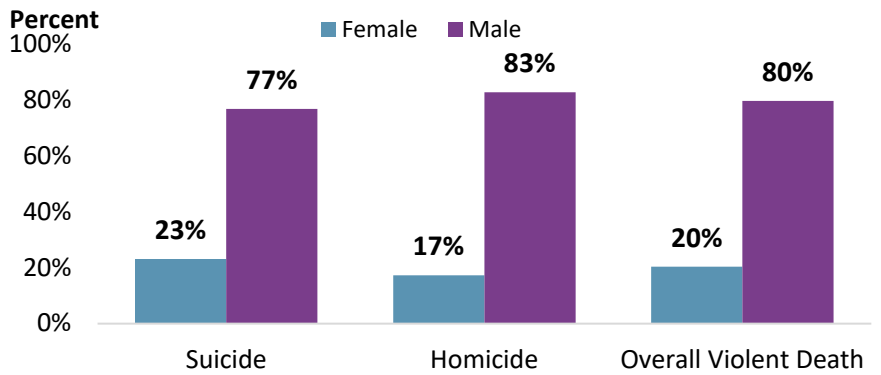
\*Age group percents are taken of total homicide, total suicide and total overall violent deaths

- The majority of suicide and homicide victims were male. There were 90 male suicide victims and 77 male homicide victims, which accounted for 76.9% and 82.8% of victims respectively.

- There were 27 female suicide victims and 16 female homicide victims, which accounted for 23.1% and 17.2% of victims respectively.

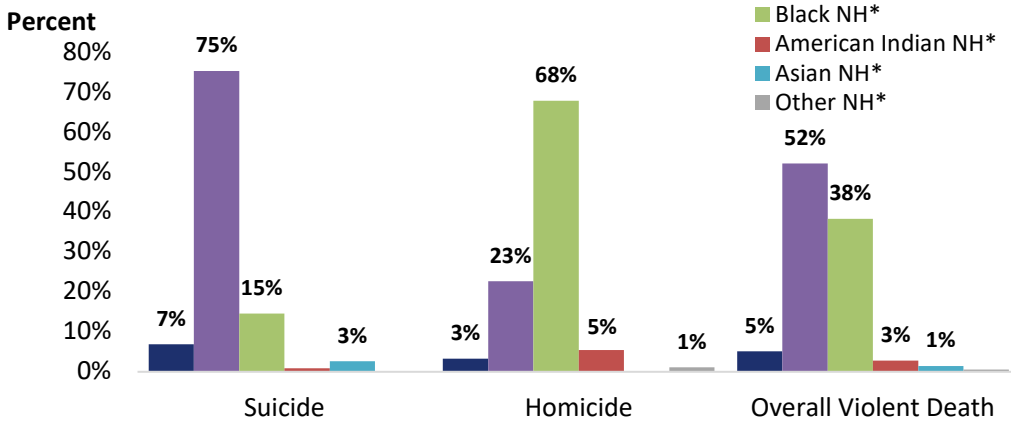
**Males consistently have higher proportions of violent deaths than females**

Manner of Death by Sex: US Congressional District 9, NC\*



**Uneven distributions are seen among race and manner of death**

Manner of Death by Race: US Congressional District 9, NC\*




\*Non-Hispanic

- Patterns of suicide and homicide differed by race. 75.2% of suicide victims were Non-Hispanic (NH) whites while only 14.5% were NH black.

- In contrast, 67.7% of homicide victims were NH blacks, and 22.6% were NH whites.

- Overall, there were 11 (5.1%) Hispanic, 113 (52.1%) NH white, 83 (38.3%) NH black, 6 (2.8%) NH American Indian, and 3 (1.4%) NH Asian victims.

The North Carolina Violent Death Reporting System is supported by Cooperative Agreement 5NU17/CE002613-05-00 from the Centers for Disease Control and Prevention (CDC).



NC DEPARTMENT OF HEALTH AND HUMAN SERVICES  
Division of Public Health  
Injury and Violence Prevention Branch



NC Division of Public Health / www.publichealth.nc.gov / Injury Epidemiology & Surveillance Unit/ 919-707-5425  
NC Violent Death Reporting System / 919-707-5432

State of North Carolina / Department of Health and Human Services / www.ncdhhs.gov  
NCDHHS is an equal opportunity employer and provider. 2021 FINAL DATA 8/14/2023

Please see the NC-VDRS 2021 Annual Report for additional data and technical information.