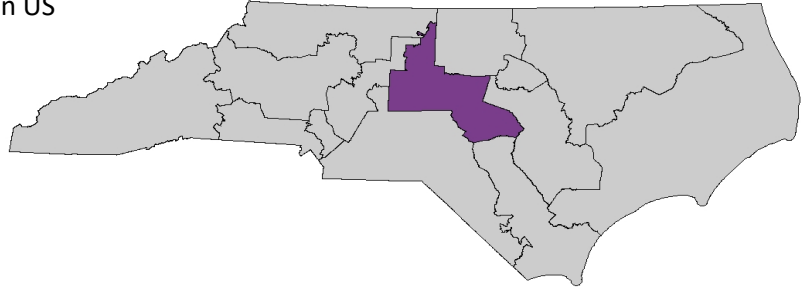


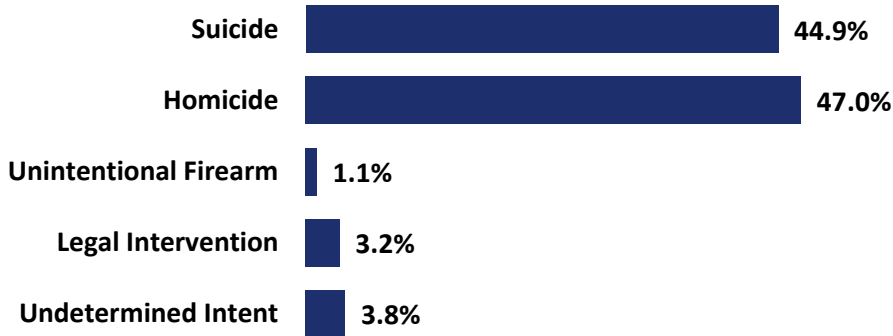
NC Violent Death Reporting System

VIOLENT DEATH IN NORTH CAROLINA: US CONGRESSIONAL DISTRICT 6, 2021

- An estimated 747,139 North Carolina residents reside in US Congressional District 6.
- In 2021, there were 185 violent deaths from injuries sustained by individuals living in US Congressional District 6.
- The majority of decedents were residents of Guilford (71.4%), Forsyth (14.6%), and Rockingham (12.4%) counties.



Manner of Death: US Congressional District 6, NC*



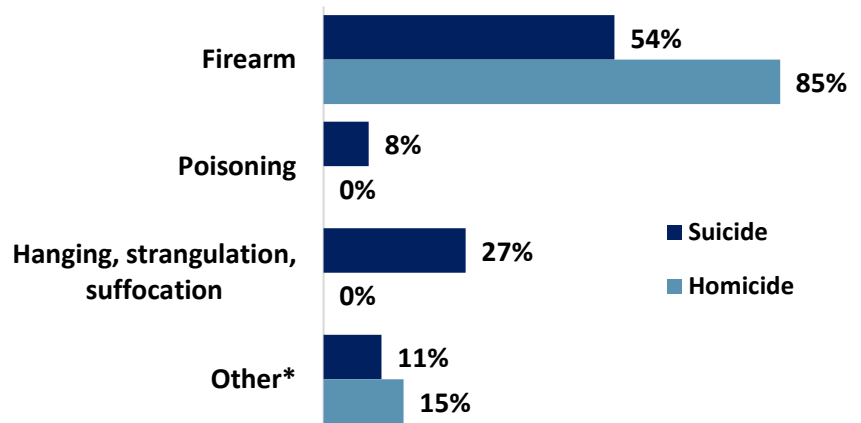
- There were 83 suicides (44.9%), 87 homicides (47.0%), two unintentional firearm deaths (1.1%), six deaths from legal intervention (3.2%) and 7 deaths of undetermined intent (3.8%).

*Based on the residential address of the victim

- Firearms were involved in 54.2% of suicides and 85.1% of homicides.
- Among homicides caused by firearms, 74.3% were caused by handguns, 1.4% were caused by shotguns, and 10.8% were caused by rifles.
- Among suicides caused by firearms, 82.2% were caused by handguns, 11.1% were caused by shotguns, and 6.7% were caused by rifles.
- The second leading method of death for suicide was hanging, stragulation, or suffocation (26.5%).

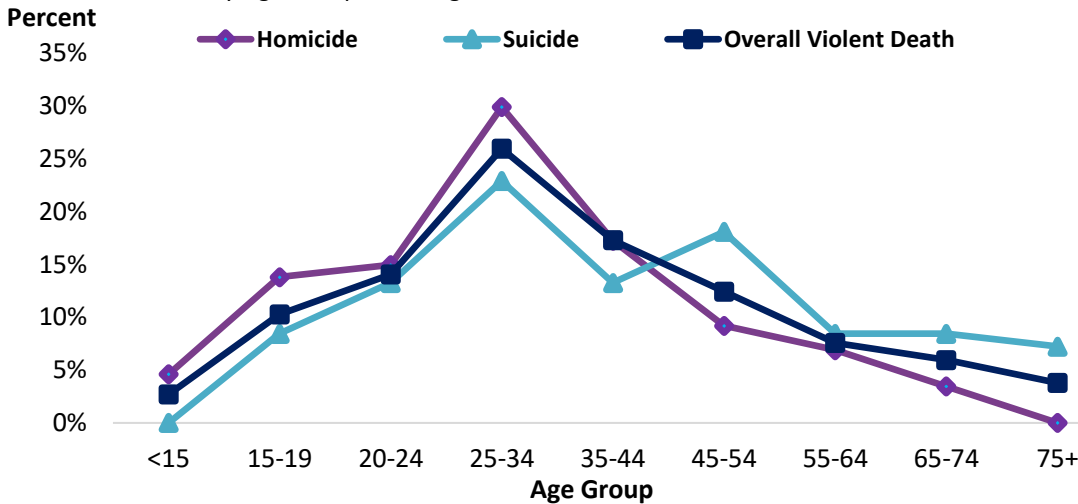
Firearms were involved in 70% of all homicide and suicide deaths

Method of Death: US Congressional District 6, NC*



*Other includes falls, motor vehicle, sharp instrument, fire/burns, unkown and other

Manner of Death by Age Group: US Congressional District 6, NC*



- Suicides and homicides displayed different age patterns.

- However, both homicides and suicides peaked among those 25-34 with 29.9% of total homicides and 22.9% total suicides.

- Percentage of overall violent deaths peaked among those 25-34 at 25.9% of total violent deaths.

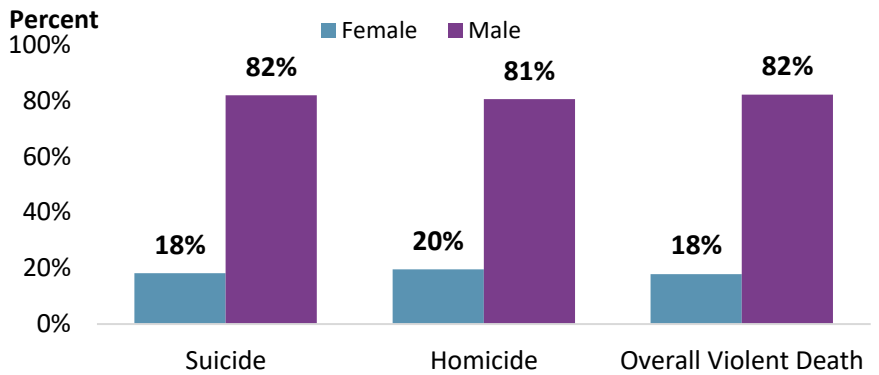
*Age group percents are taken of total homicide, total suicide and total overall violent deaths

- The majority of suicide and homicide victims were male. There were 68 male suicide victims and 70 male homicide victims, which accounted for 81.9% and 80.5% of victims respectively.

- There were 15 female suicide victims and 17 female homicide victims, which accounted for 18.1% and 19.5% of victims respectively.

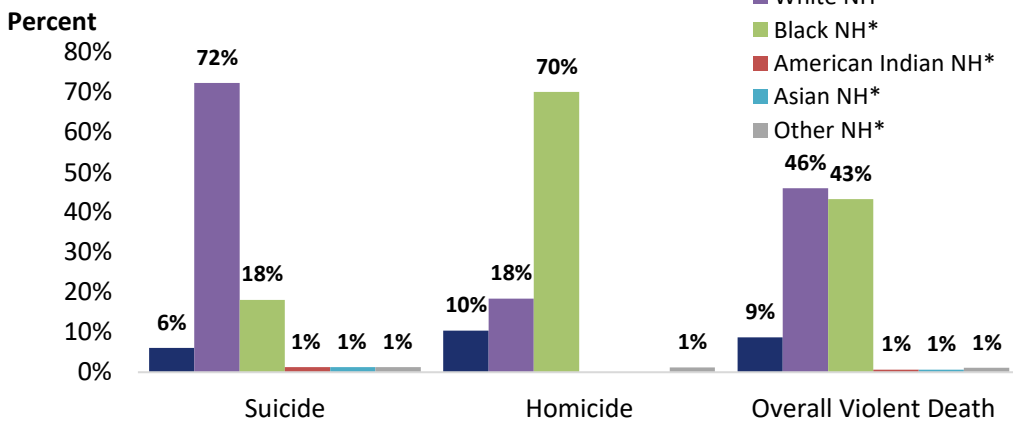
Males consistently have higher proportions of violent deaths than females

Manner of Death by Sex: US Congressional District 6, NC*



Uneven distributions are seen among race and manner of death

Manner of Death by Race: US Congressional District 6, NC*




- Patterns of suicide and homicide differed by race. 72.3% of suicide victims were Non-Hispanic (NH) whites while only 18.1% were NH black.

- In contrast, 70.1% of homicide victims were NH blacks, and 18.4% were NH whites.

- Overall, there were 16 (8.7%) Hispanic, 85 (46.0%) NH white, 80 (43.2%) NH black, 1 (0.5%) NH American Indian, and 1 (0.5%) NH Asian victims.

*Non-Hispanic

The North Carolina Violent Death Reporting System is supported by Cooperative Agreement 5NU17/CE002613-05-00 from the Centers for Disease Control and Prevention (CDC).



NC DEPARTMENT OF HEALTH AND HUMAN SERVICES
Division of Public Health
Injury and Violence Prevention Branch



NC Division of Public Health / www.publichealth.nc.gov / Injury Epidemiology & Surveillance Unit/ 919-707-5425
NC Violent Death Reporting System / 919-707-5432
State of North Carolina / Department of Health and Human Services / www.ncdhhs.gov
NCDHHS is an equal opportunity employer and provider. 2021 FINAL DATA 8/14/2023
Please see the NC-VDRS 2021 Annual Report for additional data and technical information.