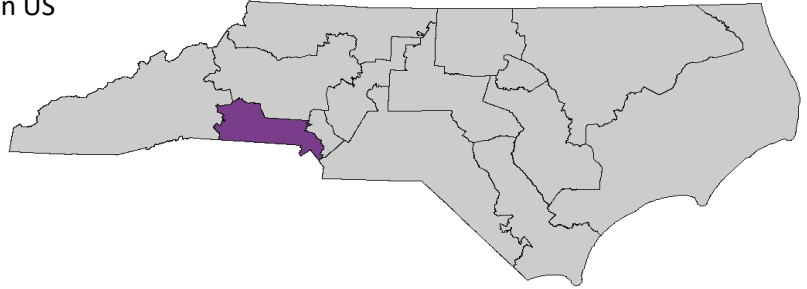


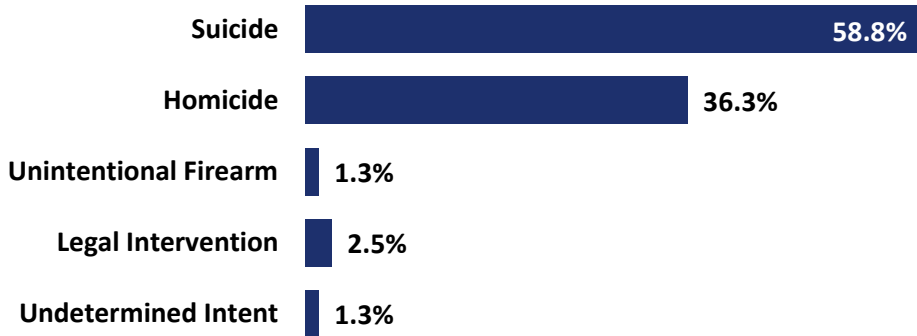
NC Violent Death Reporting System

VIOLENT DEATH IN NORTH CAROLINA: US CONGRESSIONAL DISTRICT 14, 2021

- An estimated 747,139 North Carolina residents reside in US Congressional District 14.
- In 2021, there were 160 violent deaths from injuries sustained by individuals living in US Congressional District 14.
- The majority of decedents were residents of Mecklenburg (68.8%) and Gaston (31.3%) counties.



Manner of Death: US Congressional District 14, NC*

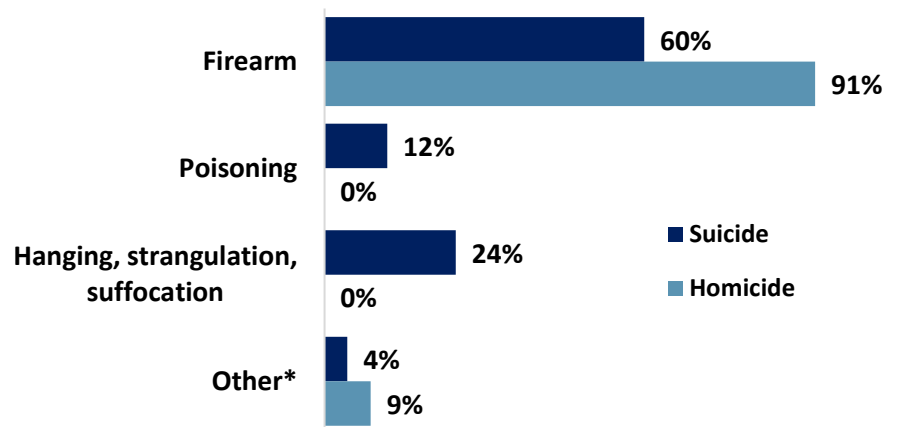


- There were 94 suicides (58.8%), 58 homicides (36.3%), two unintentional firearm deaths (1.3%), four deaths from legal intervention (2.5%) and 2 deaths of undetermined intent (1.3%).

*Based on the residential address of the victim

Firearms were involved in 71.7% of all homicide and suicide deaths

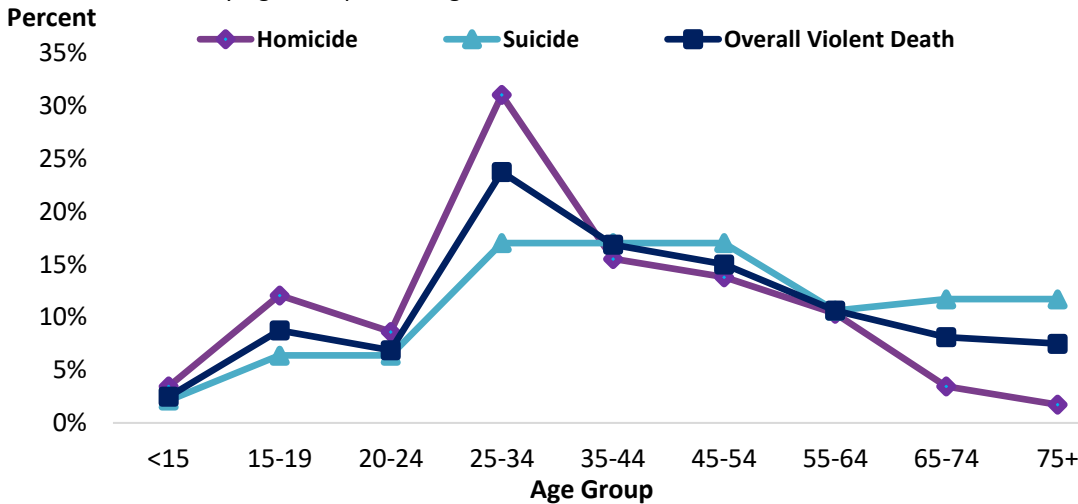
Method of Death: US Congressional District 14, NC*



*Other includes falls, motor vehicle, sharp instrument, fire/burns, unknown and other

- Firearms were involved in 59.6% of suicides and 91.4% of homicides.
- Among homicides caused by firearms, 79.3% were caused by handguns, 1.9% were caused by shotguns, and 3.8% were caused by rifles.
- Among suicides caused by firearms, 85.7% were caused by handguns, 10.7% were caused by shotguns, and 3.6% were caused by rifles.
- The second leading method of death for suicide was hanging, strangulation, or suffocation (24.5%).

Manner of Death by Age Group: US Congressional District 14, NC*



- Suicides and homicides displayed different age patterns.

- However, both homicides and suicides peaked among those 25-34 with 31.0% of total homicides and 17.0% total suicides.

- Percentage of overall violent deaths peaked among those 25-34 at 23.8% of total violent deaths.

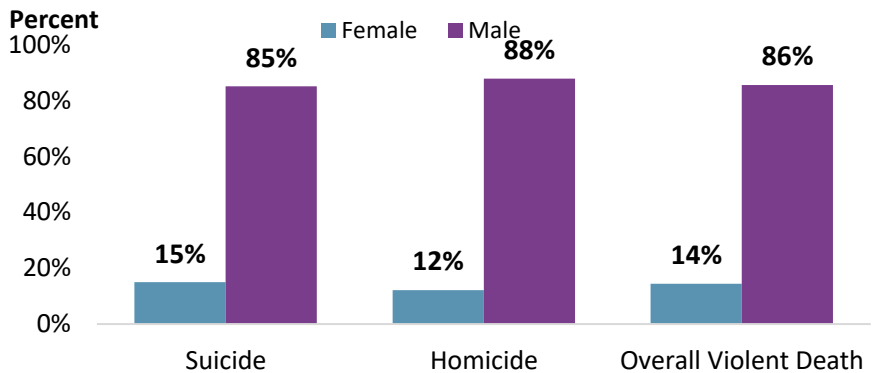
*Age group percents are taken of total homicide, total suicide and total overall violent deaths

- The majority of suicide and homicide victims were male. There were 80 male suicide victims and 51 male homicide victims, which accounted for 85.1% and 87.9% of victims respectively.

- There were 14 female suicide victims and 7 female homicide victims, which accounted for 14.9% and 12.1% of victims respectively.

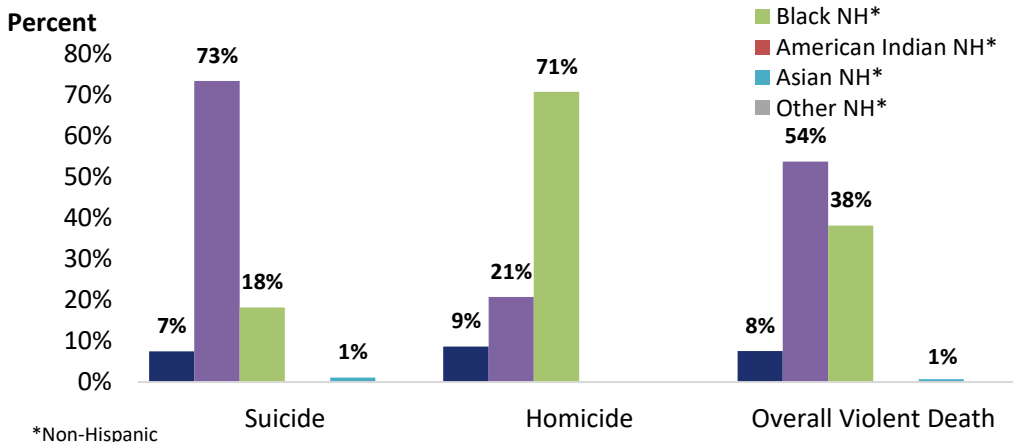
Males consistently have higher proportions of violent deaths than females

Manner of Death by Sex: US Congressional District 14, NC*



Uneven distributions are seen among race and manner of death

Manner of Death by Race: US Congressional District 14, NC*



- Patterns of suicide and homicide differed by race. 73.4% of suicide victims were Non-Hispanic (NH) whites while only 18.1% were NH black.

- In contrast, 70.7% of homicide victims were NH blacks, and 20.7% were NH whites.

- Overall, there were 12 (7.5%) Hispanic, 86 (53.8%) NH white, 61 (38.1%) NH black, 0 (0.0%) NH American Indian, and 1 (0.6%) NH Asian victims.

The North Carolina Violent Death Reporting System is supported by Cooperative Agreement 5NU17/CE002613-05-00 from the Centers for Disease Control and Prevention (CDC).



NC DEPARTMENT OF HEALTH AND HUMAN SERVICES
Division of Public Health
Injury and Violence Prevention Branch



NC Division of Public Health / www.publichealth.nc.gov / Injury Epidemiology & Surveillance Unit/ 919-707-5425
NC Violent Death Reporting System / 919-707-5432
State of North Carolina / Department of Health and Human Services / www.ncdhhs.gov
NCDHHS is an equal opportunity employer and provider. 2021 FINAL DATA 8/14/2023
Please see the NC-VDRS 2021 Annual Report for additional data and technical information.