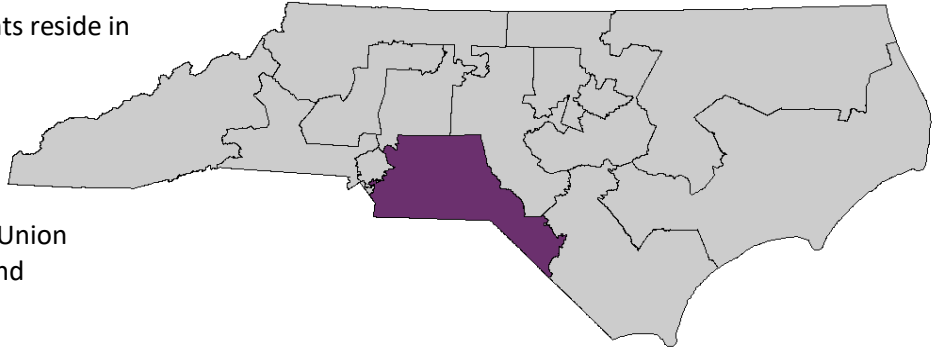


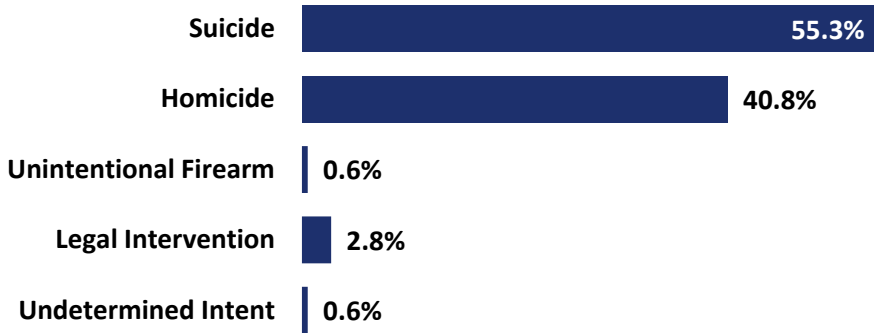
NC Violent Death Reporting System

VIOLENT DEATH IN NORTH CAROLINA: CONGRESSIONAL DISTRICT 8, 2022

- An estimated 776,092 North Carolina residents reside in Congressional District 8.
- In 2022, there were 179 violent deaths from injuries sustained by individuals living in Congressional District 8.
- The majority of decedents were residents of Union (25.1%), Robeson (17.3%), Cabarrus (13.4%), and Stanly (13.4%) counties.



Manner of Death: Congressional District 8, NC*



- There were 99 suicides (55.3%), 73 homicides (40.8%), one unintentional firearm deaths (0.6%), five deaths from legal intervention (2.8%) and one deaths of undetermined intent (0.6%).

*Based on the residential address of the victim

- Firearms were involved in 56.6% of suicides and 83.6% of homicides.

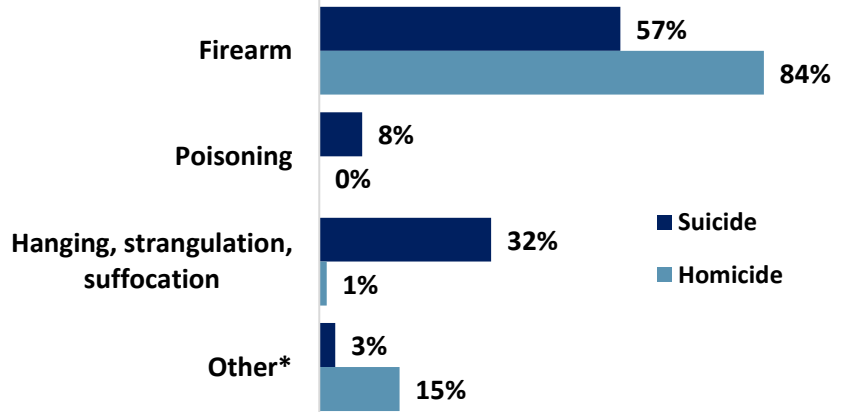
- Among homicides caused by firearms, 67.2% were caused by handguns, 8.2% were caused by shotguns, and 8.2% were caused by rifles.

- Among suicides caused by firearms, 83.9% were caused by handguns, 7.1% were caused by shotguns, and 8.9% were caused by rifles.

- The second leading method of death for suicide was hanging, strangulation, or suffocation (32.3%).

Firearms were involved in 68% of all homicide and suicide deaths

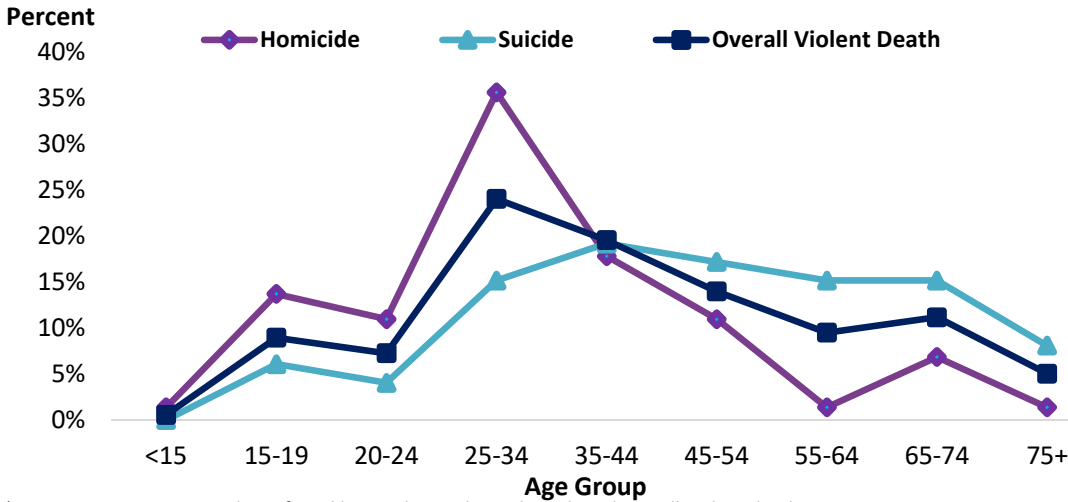
Method of Death: Congressional District 8, NC*



*Other includes falls, motor vehicle, sharp instrument, fire/burns, unknown and other

The North Carolina Violent Death Reporting System (NC-VDRS) is a CDC-funded statewide surveillance system that collects detailed information on violent deaths that occur in North Carolina, including homicide, suicide, unintentional firearm deaths, legal intervention and deaths of undetermined intent. NC-VDRS triangulates information from death certificates, medical examiner reports, and law enforcement reports to understand and aid in the prevention of violent deaths. Data reported in this document are based on residential address of the victim and, instead of a rate, the ratio is reported. This document summarizes fatal injuries from violence that occurred in Congressional District 8 for the year 2022. Since not all deaths resulting from violence are able to be geocoded, the violent death numbers represented in this fact sheet may be slightly underestimated.

Manner of Death by Age Group: Congressional District 8, NC*



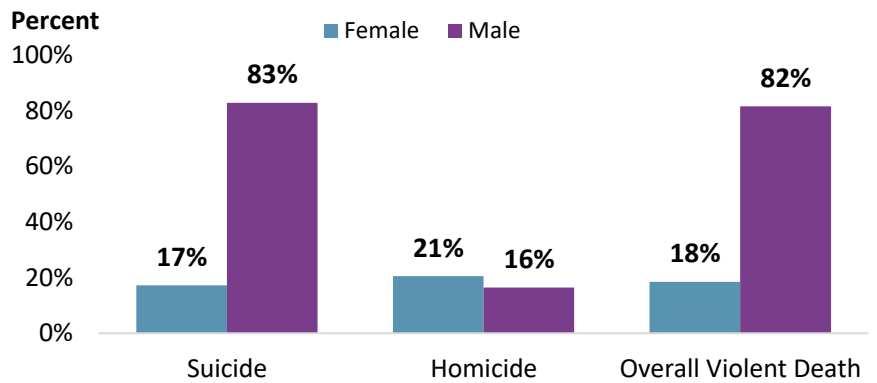
- Suicides and homicides displayed different age patterns.
- Percentage of total homicides peaked among those 25-34 with 35.6% of total homicides, where percent of total suicides peaked among those 35-44 with 19.2% of total suicides.
- Percentage of overall violent deaths peaked among those 25-34 at 24.0% of total violent deaths.

*Age group percents are taken of total homicide, total suicide and total overall violent deaths

Males consistently have higher proportions of violent deaths than females

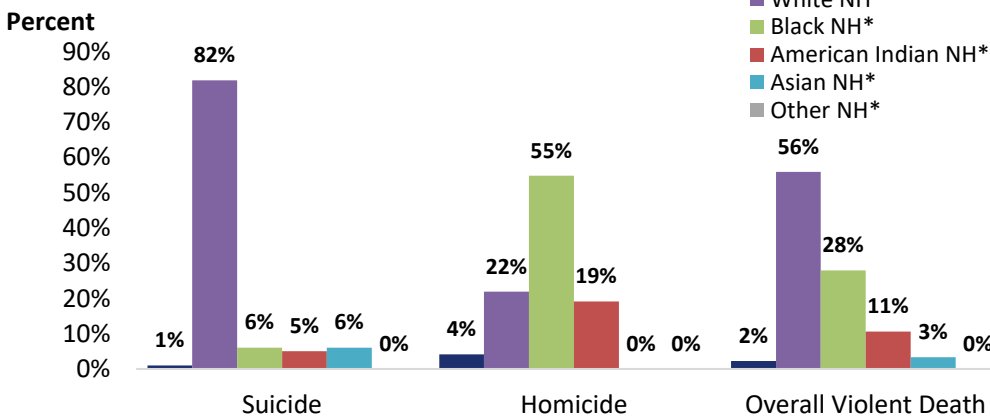
Manner of Death by Sex: Congressional District 8, NC*

- The majority of suicide and homicide victims were male. There were 82 male suicide victims and 58 male homicide victims, which accounted for 82.8% and 16.4% of victims respectively.
- There were 17 female suicide victims and 15 female homicide victims, which accounted for 17.2% and 20.5% of victims respectively.



Uneven distributions are seen among race and manner of death

Manner of Death by Race: Congressional District 8, NC*



- Patterns of suicide and homicide differed by race. 81.8% of suicide victims were Non-Hispanic (NH) White while only 6.1% were NH Black.
- In contrast, 54.8% of homicide victims were NH Black, and 21.9% were NH White.
- Overall, there were 4 (2.2%) Hispanic, 100 (55.9%) NH White, 50 (27.9%) NH Black, 19 (10.6%) NH American Indian, and 6 (3.4%) NH Asian victims.

*Non-Hispanic

The North Carolina Violent Death Reporting System is supported by Cooperative Agreement 5NU17/CE002613-05-00 from the Centers for Disease Control and Prevention (CDC).



Injury Epidemiology & Surveillance Unit/ 919-707-5425
 dph.ncdhhs.gov/programs/chronic-disease-and-injury/injury-and-violence-prevention-branch
 NC Violent Death Reporting System / 919-707-5432
 NCDHHS is an equal opportunity employer and provider. 2022 FINAL DATA 7/11/2024

Please see the NC-VDRS 2021 Annual Report for additional data and technical information.