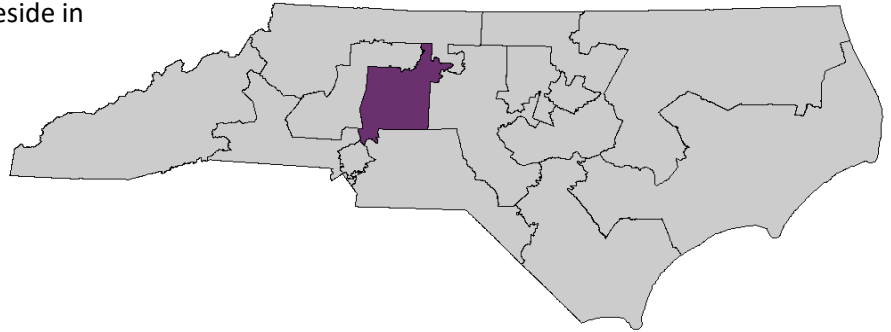


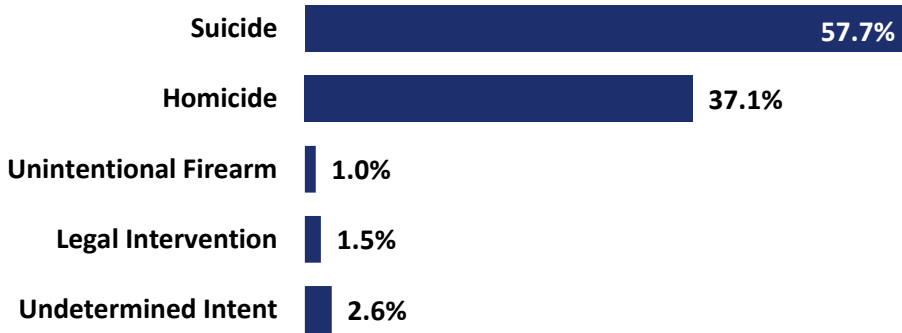
# NC Violent Death Reporting System

## VIOLENT DEATH IN NORTH CAROLINA: CONGRESSIONAL DISTRICT 6, 2022

- An estimated 754,077 North Carolina residents reside in Congressional District 6.
- In 2022, there were 194 violent deaths from injuries sustained by individuals living in Congressional District 6.
- The majority of decedents were residents of Rowan (27.3%), Davidson (25.8%), and Guilford (17.5%) counties.



Manner of Death: Congressional District 6, NC\*

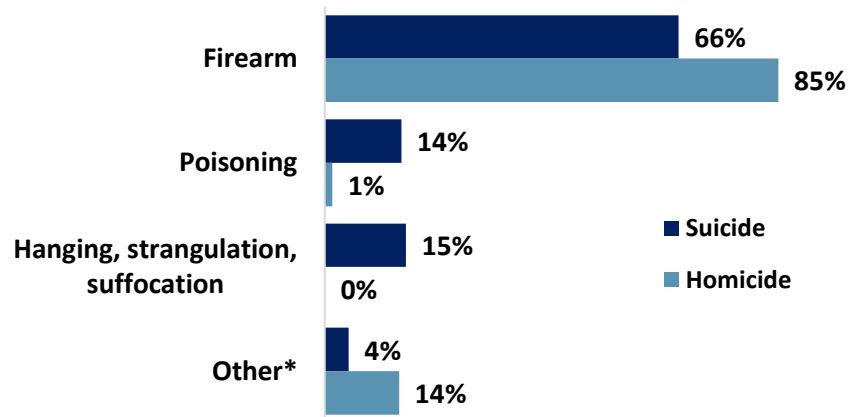


- There were 112 suicides (57.7%), 72 homicides (37.1%), two unintentional firearm deaths (1.0%), three deaths from legal intervention (1.5%) and five deaths of undetermined intent (2.6%).

\*Based on the residential address of the victim

### Firearms were involved in 73.4% of all homicide and suicide deaths

Method of Death: Congressional District 6, NC\*

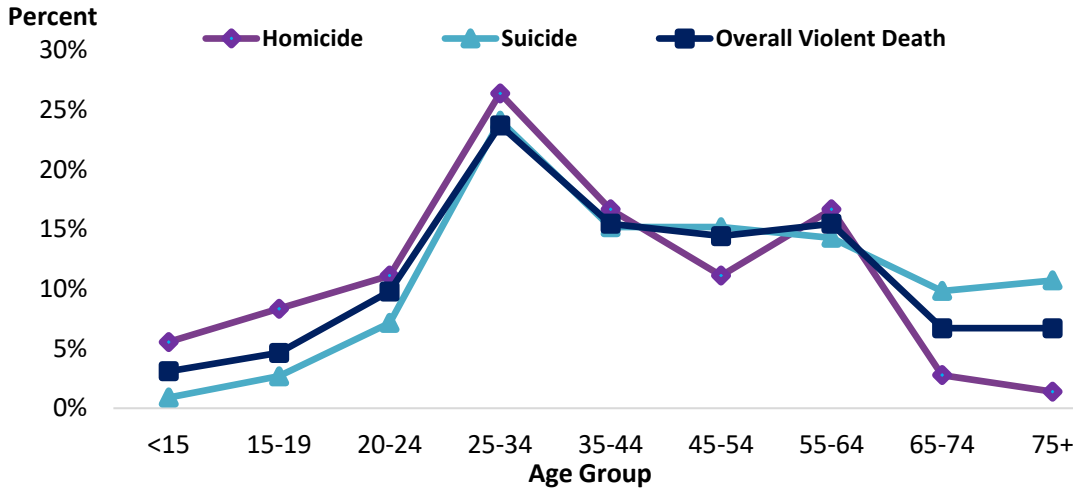


\*Other includes falls, motor vehicle, sharp instrument, fire/burns, unknown and other

- Firearms were involved in 66.1% of suicides and 84.7% of homicides.
- Among homicides caused by firearms, 72.1% were caused by handguns, 3.3% were caused by shotguns, and 13.1% were caused by rifles.
- Among suicides caused by firearms, 86.5% were caused by handguns, 10.8% were caused by shotguns, and 2.7% were caused by rifles.
- The second leading method of death for suicide was hanging, strangulation, or suffocation (15.2%).

The North Carolina Violent Death Reporting System (NC-VDRS) is a CDC-funded statewide surveillance system that collects detailed information on violent deaths that occur in North Carolina, including homicide, suicide, unintentional firearm deaths, legal intervention and deaths of undetermined intent. NC-VDRS triangulates information from death certificates, medical examiner reports, and law enforcement reports to understand and aid in the prevention of violent deaths. Data reported in this document are based on residential address of the victim and, instead of a rate, the ratio is reported. This document summarizes fatal injuries from violence that occurred in Congressional District 6 for the year 2022. Since not all deaths resulting from violence are able to be geocoded, the violent death numbers represented in this fact sheet may be slightly underestimated.

Manner of Death by Age Group: Congressional District 6, NC\*



- Suicides and homicides displayed different age patterns.

- However, both homicides and suicides peaked among those 25-34 with 26.4% of total homicides and 24.1% total suicides.

- Percentage of overall violent deaths peaked among those 25-34 at 23.7% of total violent deaths.

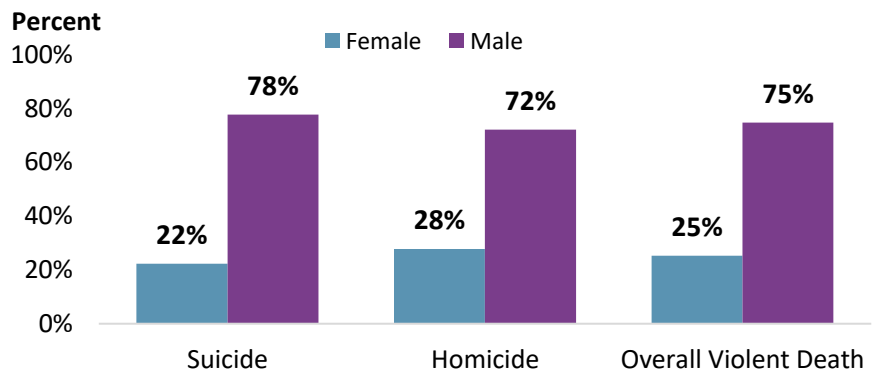
\*Age group percents are taken of total homicide, total suicide and total overall violent deaths

- The majority of suicide and homicide victims were male. There were 87 male suicide victims and 52 male homicide victims, which accounted for 77.7% and 72.2% of victims respectively.

- There were 25 female suicide victims and 20 female homicide victims, which accounted for 22.3% and 27.8% of victims respectively.

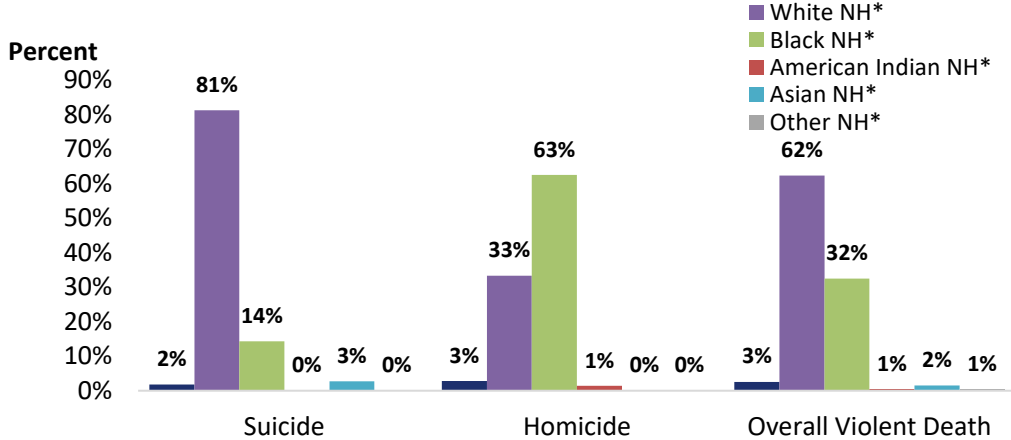
**Males consistently have higher proportions of violent deaths than females**

Manner of Death by Sex: Congressional District 6, NC\*



**Uneven distributions are seen among race and manner of death**

Manner of Death by Race: Congressional District 6, NC\*




- Patterns of suicide and homicide differed by race. 81.3% of suicide victims were Non-Hispanic (NH) White while only 14.3% were NH Black.

- In contrast, 62.5% of homicide victims were NH Black, and 33.3% were NH White.

- Overall, there were 5 (2.6%) Hispanic, 121 (62.4%) NH White, 63 (32.5%) NH Black, 1 (0.5%) NH American Indian, and 3 (1.6%) NH Asian victims.

\*Non-Hispanic

The North Carolina Violent Death Reporting System is supported by Cooperative Agreement 5NU17/CE002613-05-00 from the Centers for Disease Control and Prevention (CDC).



NC DEPARTMENT OF HEALTH AND HUMAN SERVICES  
Division of Public Health  
Injury and Violence Prevention Branch



Injury Epidemiology & Surveillance Unit/ 919-707-5425  
dph.ncdhhs.gov/programs/chronic-disease-and-injury/injury-and-violence-prevention-branch  
NC Violent Death Reporting System / 919-707-5432  
NCDHHS is an equal opportunity employer and provider. 2022 FINAL DATA 7/11/2024

Please see the NC-VDRS 2021 Annual Report for additional data and technical information.