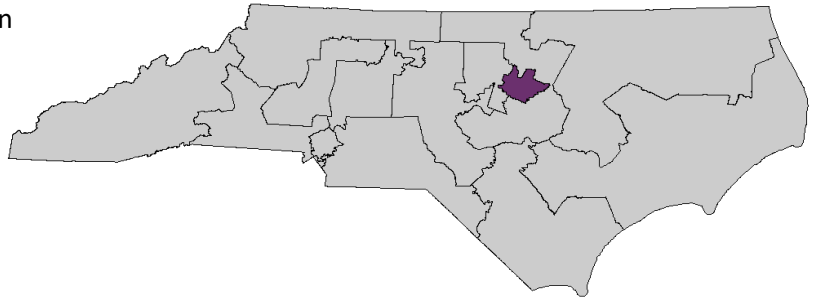


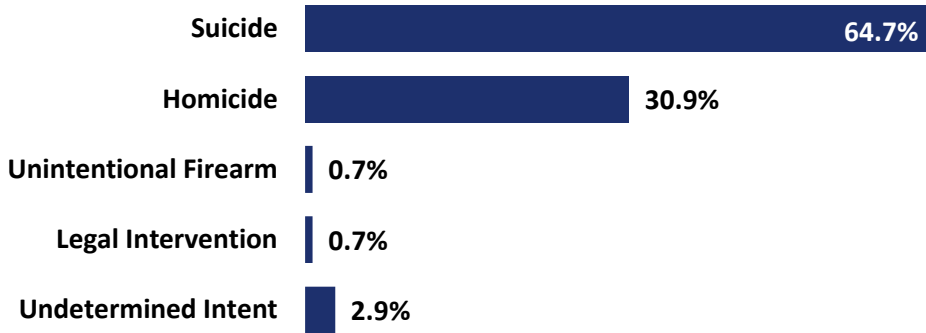
NC Violent Death Reporting System

VIOLENT DEATH IN NORTH CAROLINA: CONGRESSIONAL DISTRICT 2, 2022

- An estimated 784,882 North Carolina residents reside in Congressional District 2.
- In 2022, there were 138 violent deaths from injuries sustained by individuals living in Congressional District 2.
- The majority of decedents were residents of Wake (99.3%) County.



Manner of Death: Congressional District 2, NC*

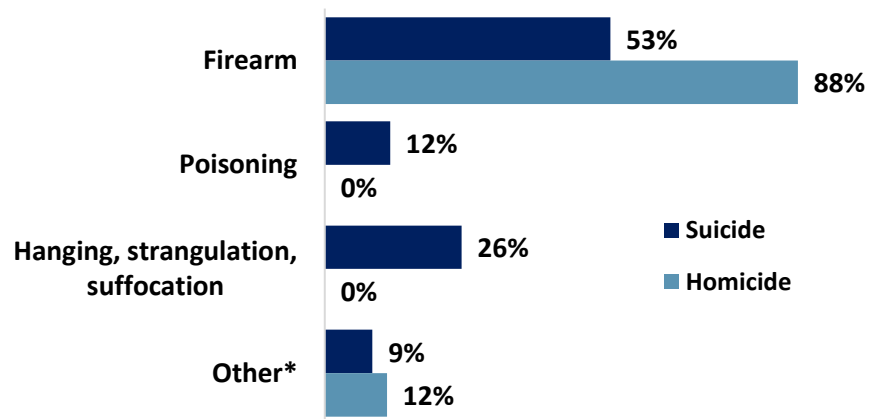


- There were 90 suicides (64.7%), 43 homicides (30.9%), one unintentional firearm death (0.7%), one death from legal intervention (0.7%) and four deaths of undetermined intent (2.9%).

*Based on the residential address of the victim

Firearms were involved in 64.7% of all homicide and suicide deaths

Method of Death: Congressional District 2, NC*

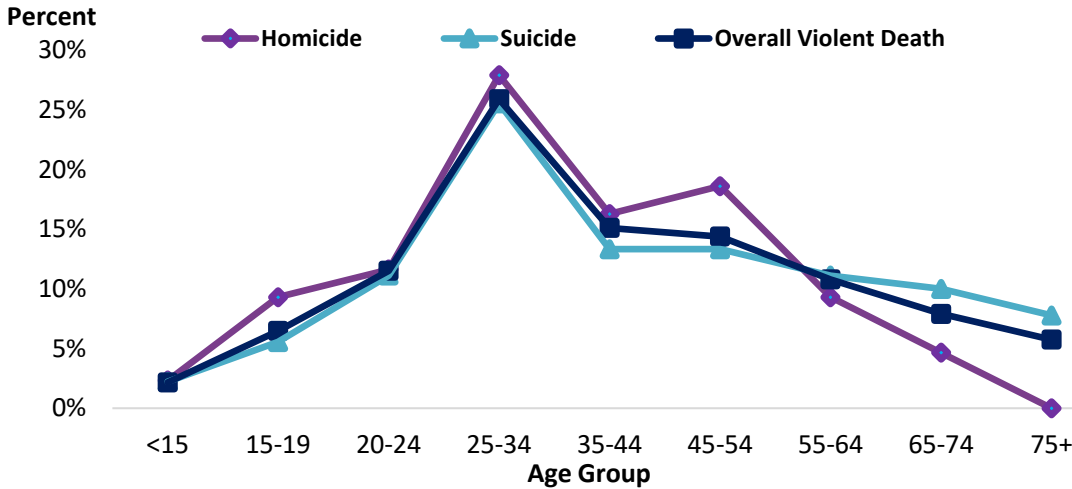


*Other includes falls, motor vehicle, sharp instrument, fire/burns, unknown and other

- Firearms were involved in 53.3% of suicides and 88.4% of homicides.
- Among homicides caused by firearms, 63.2% were caused by handguns, 13.2% were caused by shotguns, and 7.9% were caused by rifles.
- Among suicides caused by firearms, 77.1% were caused by handguns, 14.6% were caused by shotguns, and 6.3% were caused by rifles.
- The second leading method of death for suicide was hanging, strangulation, or suffocation (25.6%).

The North Carolina Violent Death Reporting System (NC-VDRS) is a CDC-funded statewide surveillance system that collects detailed information on violent deaths that occur in North Carolina, including homicide, suicide, unintentional firearm deaths, legal intervention and deaths of undetermined intent. NC-VDRS triangulates information from death certificates, medical examiner reports, and law enforcement reports to understand and aid in the prevention of violent deaths. Data reported in this document are based on residential address of the victim and, instead of a rate, the ratio is reported. This document summarizes fatal injuries from violence that occurred in Congressional District 2 for the year 2022. Since not all deaths resulting from violence are able to be geocoded, the violent death numbers represented in this fact sheet may be slightly underestimated.

Manner of Death by Age Group: Congressional District 2, NC*



- Suicides and homicides displayed different age patterns.

- However, both homicides and suicides peaked among those 25-34 with 27.9% of total homicides and 25.6% total suicides.

- Percentage of overall violent deaths peaked among those 25-34 at 25.9% of total violent deaths.

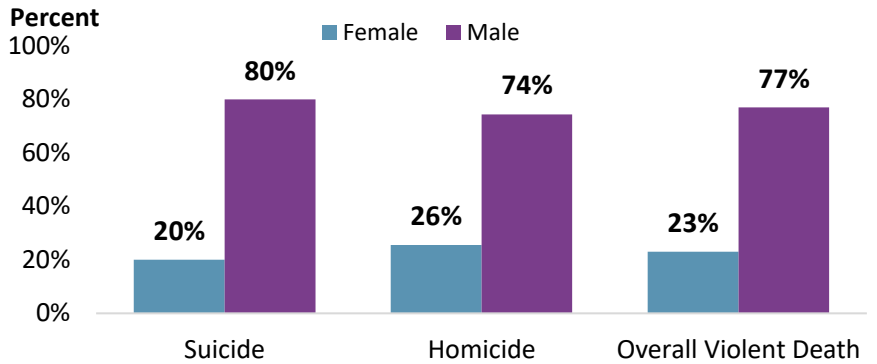
*Age group percents are taken of total homicide, total suicide and total overall violent deaths

- The majority of suicide and homicide victims were male. There were 72 male suicide victims and 32 male homicide victims, which accounted for 80.0% and 74.4% of victims respectively.

- There were 18 female suicide victims and 11 female homicide victims, which accounted for 20.0% and 25.6% of victims respectively.

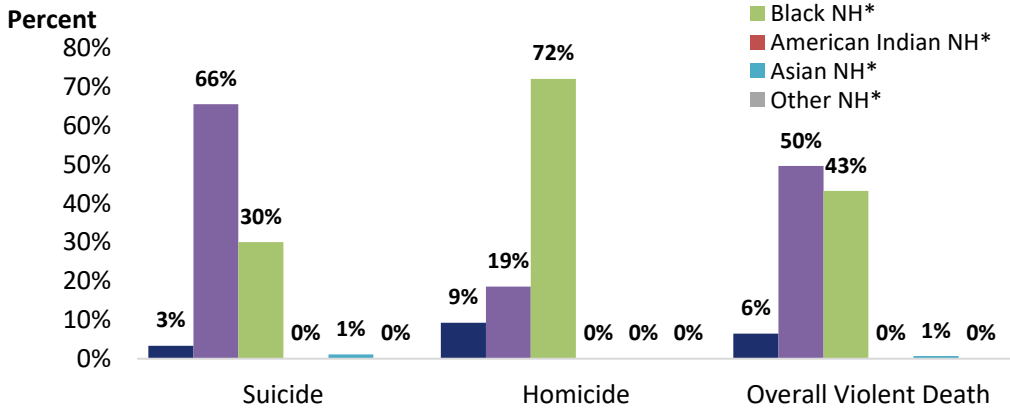
Males consistently have higher proportions of violent deaths than females

Manner of Death by Sex: Congressional District 2, NC*



Uneven distributions are seen among race and manner of death

Manner of Death by Race: Congressional District 2, NC*




*Non-Hispanic

- Patterns of suicide and homicide differed by race. 65.6% of suicide victims were Non-Hispanic (NH) White while only 30.0% were NH Black.

- In contrast, 72.1% of homicide victims were NH Black, and 18.6% were NH White.

- Overall, there were 9 (6.5%) Hispanic, 69 (49.6%) NH White, 60 (43.2%) NH Black, 0 (0.0%) NH American Indian, and 1 (0.7%) NH Asian victims.

The North Carolina Violent Death Reporting System is supported by Cooperative Agreement 5NU17/CE002613-05-00 from the Centers for Disease Control and Prevention (CDC).



NC DEPARTMENT OF
**HEALTH AND
HUMAN SERVICES**
Division of Public Health
Injury and Violence Prevention Branch



Injury Epidemiology & Surveillance Unit/ 919-707-5425
dph.ncdhhs.gov/programs/chronic-disease-and-injury/injury-and-violence-prevention-branch
NC Violent Death Reporting System / 919-707-5432
NCDHHS is an equal opportunity employer and provider. 2022 FINAL DATA 7/11/2024

Please see the NC-VDRS 2021 Annual Report for additional data and technical information.