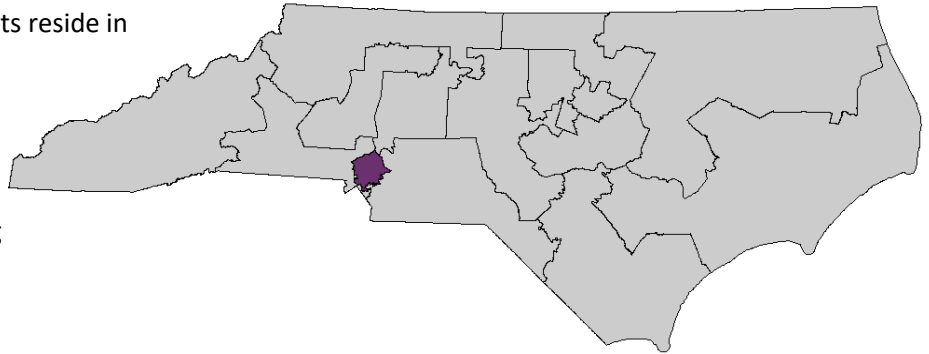


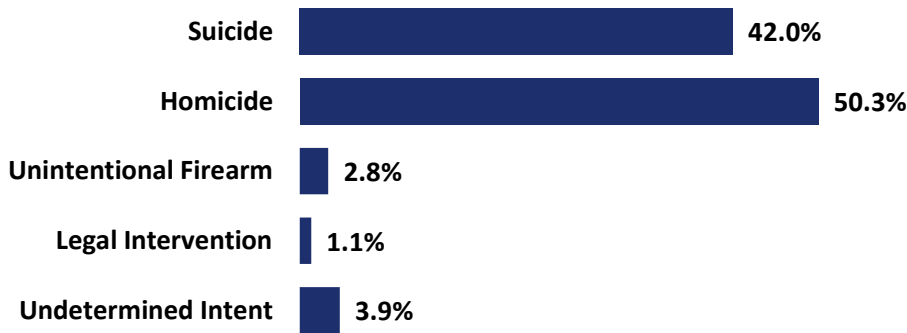
NC Violent Death Reporting System

VIOLENT DEATH IN NORTH CAROLINA: CONGRESSIONAL DISTRICT 12, 2022

- An estimated 772,165 North Carolina residents reside in Congressional District 12.
- In 2022, there were 181 violent deaths from injuries sustained by individuals living in Congressional District 12.
- All decedents were residents of Mecklenburg (100%) County.



Manner of Death: Congressional District 12, NC*



- There were 76 suicides (42.0%), 91 homicides (50.3%), five unintentional firearm deaths (2.8%), two deaths from legal intervention (1.1%) and seven deaths of undetermined intent (3.9%).

*Based on the residential address of the victim

- Firearms were involved in 56.6% of suicides and 92.3% of homicides.

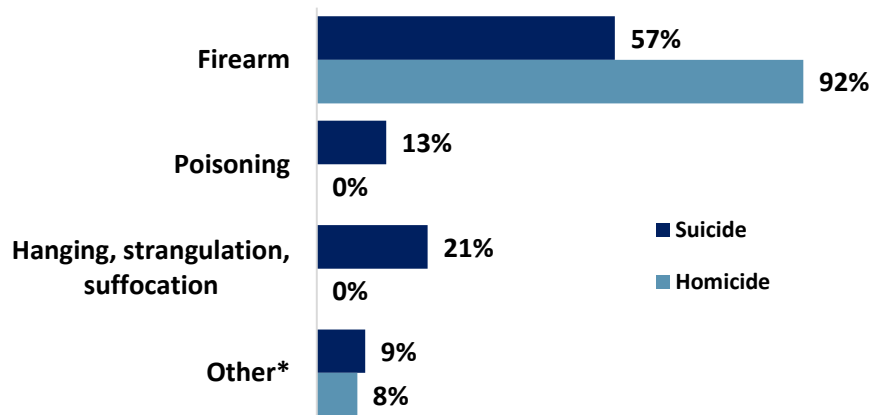
- Among homicides caused by firearms, 77.4% were caused by handguns, 0% were caused by shotguns, and 3.6% were caused by rifles.

- Among suicides caused by firearms, 81.4% were caused by handguns, 16.3% were caused by shotguns, and 2.3% were caused by rifles.

- The second leading method of death for suicide was hanging, strangulation, or suffocation (21.1%).

Firearms were involved in 76.1% of all homicide and suicide deaths

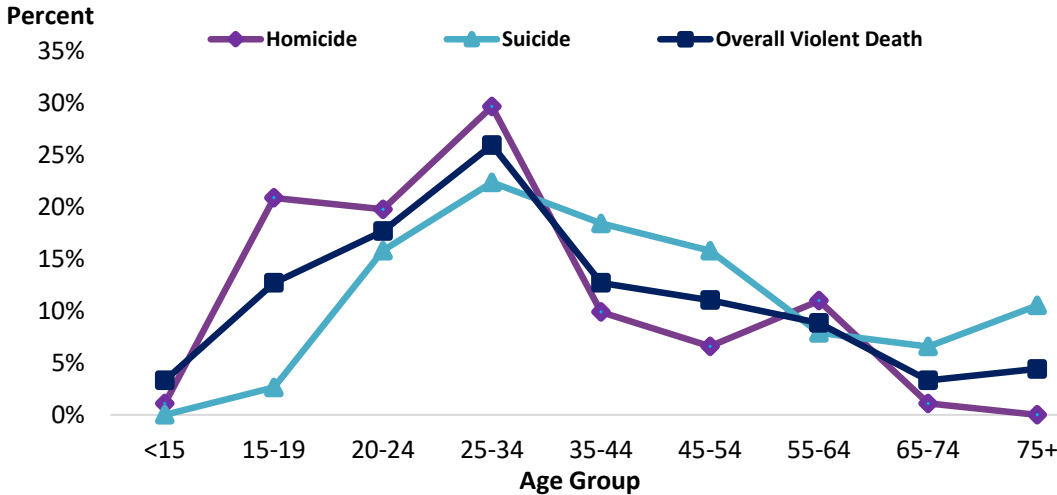
Method of Death: Congressional District 12, NC*



*Other includes falls, motor vehicle, sharp instrument, fire/burns, unknown and other

The North Carolina Violent Death Reporting System (NC-VDRS) is a CDC-funded statewide surveillance system that collects detailed information on violent deaths that occur in North Carolina, including homicide, suicide, unintentional firearm deaths, legal intervention and deaths of undetermined intent. NC-VDRS triangulates information from death certificates, medical examiner reports, and law enforcement reports to understand and aid in the prevention of violent deaths. Data reported in this document are based on residential address of the victim and, instead of a rate, the ratio is reported. This document summarizes fatal injuries from violence that occurred in Congressional District 12 for the year 2022. Since not all deaths resulting from violence are able to be geocoded, the violent death numbers represented in this fact sheet may be slightly underestimated.

Manner of Death by Age Group: Congressional District 12, NC*



*Age group percents are taken of total homicide, total suicide and total overall violent deaths

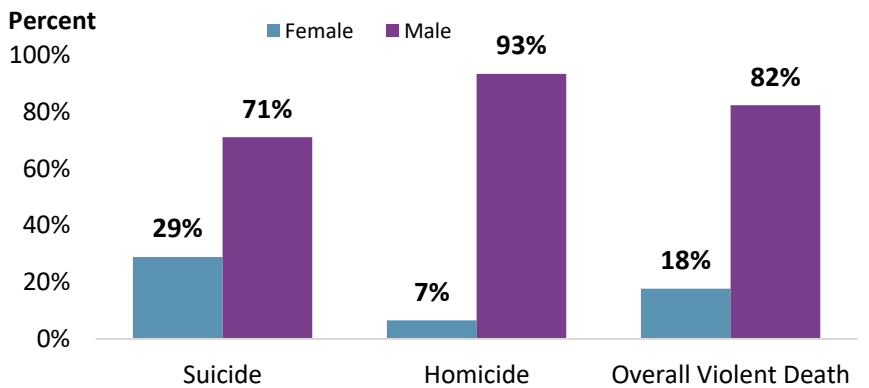
- Suicides and homicides displayed different age patterns.
- However, both homicides and suicides peaked among those 25-34 with 29.7% of total homicides and 22.4% total suicides.
- Percentage of overall violent deaths peaked among those 25-34 at 26.0% of total violent deaths.

- The majority of suicide and homicide victims were male. There were 54 male suicide victims and 85 male homicide victims, which accounted for 71.1% and 93.4% of victims respectively.

- There were 22 female suicide victims and 6 female homicide victims, which accounted for 28.9% and 6.6% of victims respectively.

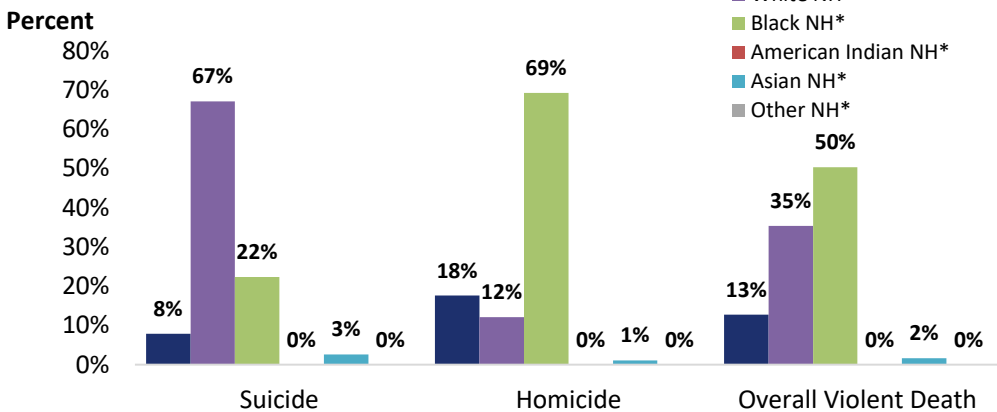
Males consistently have higher proportions of violent deaths than females

Manner of Death by Sex: Congressional District 12, NC*



Uneven distributions are seen among race and manner of death

Manner of Death by Race: Congressional District 12, NC*



*Non-Hispanic

- Patterns of suicide and homicide differed by race. 67.1% of suicide victims were Non-Hispanic (NH) White while only 22.4% were NH Black.

- In contrast, 69.2% of homicide victims were NH Black, and 12.1% were NH White.

- Overall, there were 23 (12.7%) Hispanic, 64 (35.4%) NH White, 91 (50.3%) NH Black, 0 (0.0%) NH American Indian, and 3 (1.7%) NH Asian victims.

The North Carolina Violent Death Reporting System is supported by Cooperative Agreement 5NU17/CE002613-05-00 from the Centers for Disease Control and Prevention (CDC).



Injury Epidemiology & Surveillance Unit/ 919-707-5425
 dph.ncdhhs.gov/programs/chronic-disease-and-injury/injury-and-violence-prevention-branch
 NC Violent Death Reporting System / 919-707-5432
 NCDHHS is an equal opportunity employer and provider. 2022 FINAL DATA 7/11/2024

Please see the NC-VDRS 2021 Annual Report for additional data and technical information.